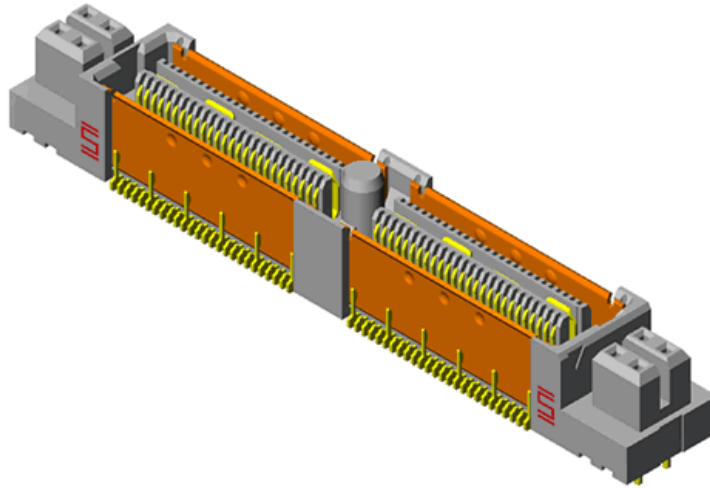




Project Number: NA		Tracking Code: TC0426--0462	
Requested by: Brian Niehoff		Date: 6/24/2004	Product Rev: G / C
Part #: QFSS-052-01-H-D-PC4		Lot #: 1	Tech: Troy Cook Eng: John Tozier
Part description: High Speed Shielded Socket			Qty to test: 8
Test Start: 6/29/2004	Test Completed: 8/2/2004		



Durability

PART DESCRIPTION

QFSS-052-01-H-D-PC4

Mated with QMSS-052-11-H-D-PC4

Tracking Code: TC0426--0462

Part #: QFSS-052-01-H-D-PC4

Part description: High Speed Shielded Socket

CERTIFICATION

All instruments and measuring equipment were calibrated to National Institute for Standards and Technology (NIST) traceable standards according to ISO 10012-1 and ANSI/NCSL 2540-1, as applicable.

All contents contained herein are the property of Samtec. No portion of this report, in part or in full shall be reproduced without prior written approval of Samtec.

SCOPE

To perform the following tests: LLCR on both the power pins and the signal pins at 25, 50, 100, 250, 500, and 1000 cycles.

APPLICABLE DOCUMENTS

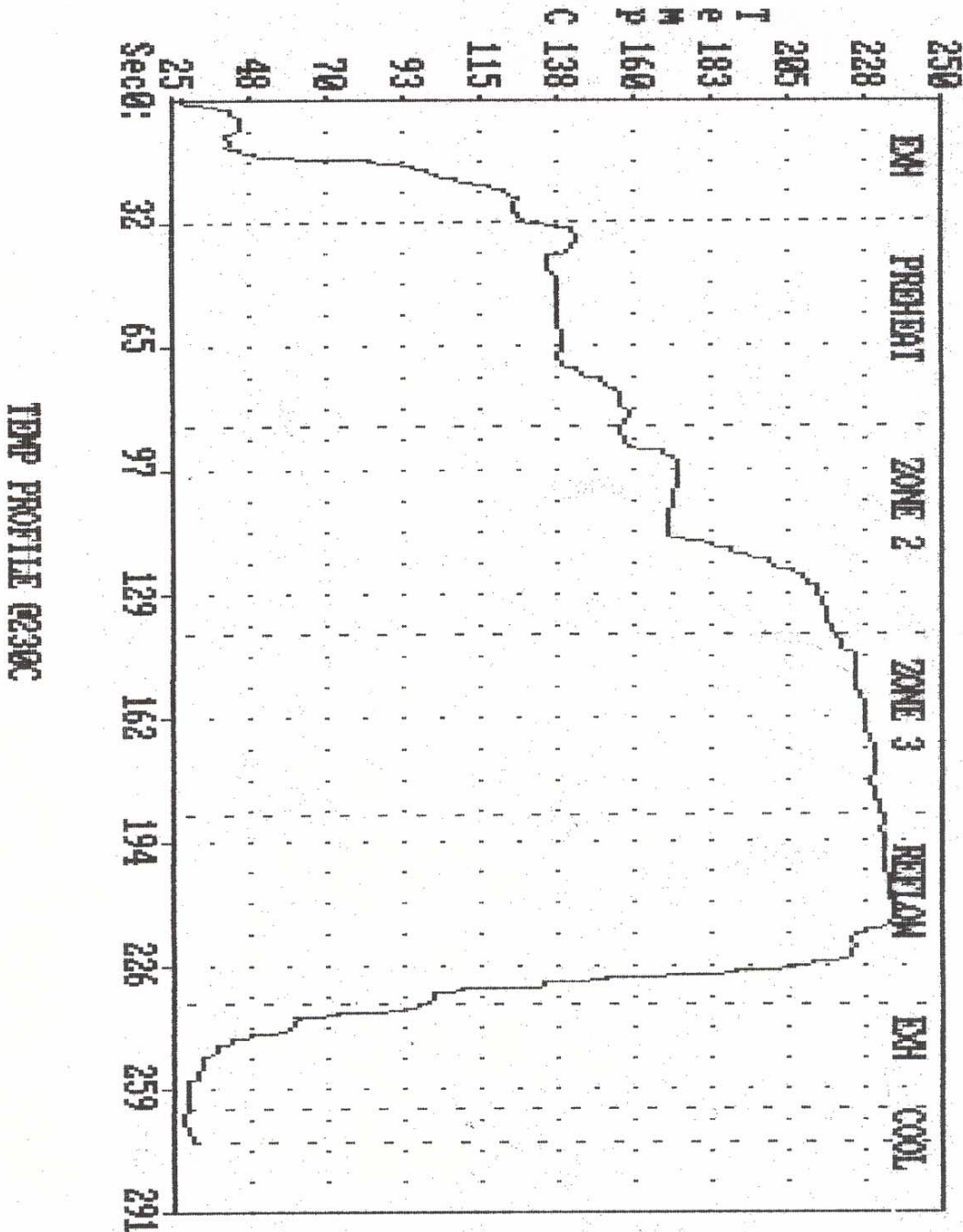
Standards: EIA Publication 364

TEST SAMPLES AND PREPARATION

- 1) All materials were manufactured in accordance with the applicable product specification.
- 2) All test samples were identified and encoded to maintain traceability throughout the test sequences.
- 3) After soldering, the parts to be used for LLCR and DWV/IR testing were cleaned according to TLWI-0001.
- 4) Either an automated cleaning procedure or an ultrasonic cleaning procedure may be used.
- 5) The automated procedure is used with aqueous compatible soldering materials.
- 6) The ultrasonic procedure can be used with either aqueous or non-aqueous soldering components and follows:
 - a. Sample test boards are to be ultrasonically cleaned after test lead attachment, preparation and/or soldering.
 - b. Sample test boards are immersed into Branson 3510 cleaner containing Kyzen Ionox HC1 (or equivalent) with the following conditions:
 - i. Temperature: -----55° C +/- 5° C
 - ii. Frequency:-----40 KHz
 - iii. Immersion Time: ---5 to 10 Minutes
 - c. Sample test boards are removed and placed into the Branson 3510 cleaner containing deionized water with the following conditions:
 - i. Temperature: -----55° C +/- 5° C
 - ii. Frequency:-----40 KHz
 - iii. Immersion Time: ---5 to 10 Minutes
 - d. Sample test boards are removed and placed in a beaker positioned on a hot plate with a magnetic stirrer containing deionized water warmed to 55° C +/- 5° C for 1/2 to 1 minute.
 - e. Upon removal, the sample boards are rinsed for ½ to 1 minute at room temperature with free flowing deionized water.
 - f. After the final rinse, the sample test boards are dried in an air-circulating oven for 10 to 15 minutes at 50° C +/- 5° C.
 - g. Sample test boards are then allowed to set and recover to room ambient condition prior to testing.
- 7) Parts not intended for testing LLCR and DWV/IR are visually inspected and cleaned if necessary.
- 8) Any additional preparation will be noted in the individual test sequences.
- 9) Solder Information: Sn63Pb37
- 10) Re-Flow Time/Temp: See accompanying profile
- 11) Internal Test PCBs used: 100155-TST-XX

Tracking Code: TC0426--0462	Part #: QFSS-052-01-H-D-PC4
Part description: High Speed Shielded Socket	

OVEN PROFILE (Soldering Parts to Test Boards)



```

Screen: Calib Data   Current Job: E130-230
%%%%%%%%%%%%%%%%%%%%%%%%%%%%%%%%%%%%%%%%%%%%%%%%%%%%%%%%%%%%%%%%%%%%%%%%
:
:
:
:
:   TC1
:   Peak Temperature(Deg C): 236
:   Maximum Slope (Deg/Sec): -18
:   Seconds Above Threshold: 35
:
:
:

```

Tracking Code: TC0426--0462

Part #: QFSS-052-01-H-D-PC4

Part description: High Speed Shielded Socket

FLOWCHARTS

TEST STEP	GROUP A1, Contacts 175 Points 1000 Cycles	GROUP A2, Power 56 Points 1000 Cycles
01	LLCR-1	LLCR-1
02	Data Review	Data Review
03	25 Cycles	25 Cycles
04	LLCR-2	LLCR-2
05	Data Review	Data Review
06	50 Cycles	50 Cycles
07	LLCR-3	LLCR-3
08	Data Review	Data Review
09	100 Cycles	100 Cycles
10	LLCR-4	LLCR-4
11	Data Review	Data Review
12	250 Cycles	250 Cycles
13	LLCR-5	LLCR-5
14	Data Review	Data Review
15	500 Cycles	500 Cycles
16	LLCR-6	LLCR-6
17	Data Review	Data Review
18	1000 Cycles	1000 Cycles
19	LLCR-7	LLCR-7

LLCR = EIA-364-23, LLCR

use Keithley 580 in the dry circuit mode, 10 mA Max

TEST STEP	GROUP A1 200 Contacts Points 100 Cycles	GROUP A2 64 Power Points 100 Cycles
01	LLCR-1	LLCR-1
02	Data Review	Data Review
03	100 Cycles	100 Cycles
04	LLCR-2	LLCR-2
05	Data Review	Data Review
06	Thermal Age	Thermal Age
07	LLCR-3	LLCR-3
08	Data Review	Data Review
09	Cyclic Humidity	Cyclic Humidity
10	LLCR-4	LLCR-4

Thermal Aging = EIA-364-17, Test Condition 4, 105 deg C;

Time Condition 'B' (250 hours)

Humidity =EIA-364-31, Test Condition B (240 Hours)

and Method III (+25 ° C to +65 ° C @ 90%RH to 98% RH)

ambient pre-condition and delete steps 7a and 7b

LLCR = EIA-364-23, LLCR

use Keithley 580 in the dry circuit mode, 10 mA Max

www.DataSheet4U.com

Tracking Code: TC0426--0462

Part #: QFSS-052-01-H-D-PC4

Part description: High Speed Shielded Socket

FLOWCHARTS Continued

TEST STEP	GROUP A1 200 Contacts Points 250 Cycles	GROUP A2 64 Power Points 250 Cycles
01	LLCR-1	LLCR-1
02	Data Review	Data Review
03	250 Cycles	250 Cycles
04	LLCR-2	LLCR-2
05	Data Review	Data Review
06	Thermal Age	Thermal Age
07	LLCR-3	LLCR-3
08	Data Review	Data Review
09	Cyclic Humidity	Cyclic Humidity
10	LLCR-4	LLCR-4

Thermal Aging = EIA-364-17, Test Condition 4, 105 deg C;

Time Condition 'B' (250 hours)

Humidity =EIA-364-31, Test Condition B (240 Hours)

and Method III (+25 ° C to +65 ° C @ 90%RH to 98% RH)

ambient pre-condition and delete steps 7a and 7b

LLCR = EIA-364-23, LLCR

use Keithley 580 in the dry circuit mode, 10 mA Max

TEST STEP	GROUP A1 200 Contacts Points 500 Cycles	GROUP A2 64 Power Points 500 Cycles
01	LLCR-1	LLCR-1
02	Data Review	Data Review
03	500 Cycles	500 Cycles
04	LLCR-2	LLCR-2
05	Data Review	Data Review
06	Thermal Age	Thermal Age
07	LLCR-3	LLCR-3
08	Data Review	Data Review
09	Cyclic Humidity	Cyclic Humidity
10	LLCR-4	LLCR-4

Thermal Aging = EIA-364-17, Test Condition 4, 105 deg C;

Time Condition 'B' (250 hours)

Humidity =EIA-364-31, Test Condition B (240 Hours)

and Method III (+25 ° C to +65 ° C @ 90%RH to 98% RH)

ambient pre-condition and delete steps 7a and 7b

LLCR = EIA-364-23, LLCR

use Keithley 580 in the dry circuit mode, 10 mA Max

Tracking Code: TC0426--0462

Part #: QFSS-052-01-H-D-PC4

Part description: High Speed Shielded Socket

FLOWCHARTS Continued

TEST STEP	GROUP A1 200 Contacts Points 1000 Cycles	GROUP A2 64 Power Points 1000 Cycles
01	LLCR-1	LLCR-1
02	Data Review	Data Review
03	1000 Cycles	1000 Cycles
04	LLCR-2	LLCR-2
05	Data Review	Data Review
06	Thermal Age	Thermal Age
07	LLCR-3	LLCR-3
08	Data Review	Data Review
09	Cyclic Humidity	Cyclic Humidity
10	LLCR-4	LLCR-4

Thermal Aging = EIA-364-17, Test Condition 4, 105 deg C;

Time Condition 'B' (250 hours)

Humidity =EIA-364-31, Test Condition B (240 Hours)

and Method III (+25 ° C to +65 ° C @ 90%RH to 98% RH)

ambient pre-condition and delete steps 7a and 7b

LLCR = EIA-364-23, LLCR

use Keithley 580 in the dry circuit mode, 10 mA Max

Tracking Code: TC0426--0462

Part #: QFSS-052-01-H-D-PC4

Part description: High Speed Shielded Socket

ATTRIBUTE DEFINITION

The following is a brief, simplified description of attributes.

MATING/UNMATING for DURABILITY:

- 1) Reference document: EIA-364-13, *Mating and Unmating Forces Test Procedure for Electrical Connectors*.
- 2) The full insertion position was to within 0.003" to 0.004" of the plug bottoming out in the receptacle to prevent damage to the system under test.
- 3) One of the mating parts is secured to a floating X-Y table to prevent damage during cycling.

THERMAL:

- 1) EIA-364-17, *Temperature Life with or without Electrical Load Test Procedure for Electrical Connectors*.
- 2) Test Condition 4 at 105° C.
- 3) Test Time Condition B for 250 hours.
- 4) Connectors are mated and pre-conditioned at ambient.

HUMIDITY:

- 1) Reference document: EIA-364-31, *Humidity Test Procedure for Electrical Connectors*.
- 2) Test Condition B, 240 Hours.
- 3) Method III, +25° C to + 65° C, 90% to 98% Relative Humidity excluding sub-cycles 7a and 7b.
- 4) Connectors are mated and pre-conditioned at ambient.

LLCR:

- 1) EIA-364-23, *Low Level Contact Resistance Test Procedure for Electrical Connectors and Sockets*.
- 2) A computer program, *LLCR 221.exe*, ensures repeatability for data acquisition.
- 3) The following guidelines are used to categorize the changes in LLCR as a result from stressing
 - a. $\leq +5.0$ mOhms: ----- Stable
 - b. +5.1 to +10.0 mOhms:----- Minor
 - c. +10.1 to +15.0 mOhms: ----- Acceptable
 - d. +15.1 to +50.0 mOhms: ----- Marginal
 - e. +50.1 to +2000 mOhms: ----- Unstable
 - f. $>+2000$ mOhms:----- Open Failure

Tracking Code: TC0426--0462

Part #: QFSS-052-01-H-D-PC4

Part description: High Speed Shielded Socket

RESULTS**1000 Cycle Signal Contact Durability****LLCR Durability (175 LLCR test points)**

- **Initial** ----- 26.7 mOhms Max
- **Durability, 25 Cycles**
 - **<= +5.0 mOhms** ----- 175 Points ----- Stable
 - **+5.1 to +10.0 mOhms** ----- 0 Points ----- Minor
 - **+10.1 to +15.0 mOhms** ----- 0 Points ----- Acceptable
 - **+15.1 to +50.0 mOhms** ----- 0 Points ----- Marginal
 - **+50.1 to +2000 mOhms** ----- 0 Points ----- Unstable
 - **>+2000 mOhms** ----- 0 Points ----- Open Failure
- **Durability, 50 Cycles**
 - **<= +5.0 mOhms** ----- 175 Points ----- Stable
 - **+5.1 to +10.0 mOhms** ----- 0 Points ----- Minor
 - **+10.1 to +15.0 mOhms** ----- 0 Points ----- Acceptable
 - **+15.1 to +50.0 mOhms** ----- 0 Points ----- Marginal
 - **+50.1 to +2000 mOhms** ----- 0 Points ----- Unstable
 - **>+2000 mOhms** ----- 0 Points ----- Open Failure
- **Durability, 100 Cycles**
 - **<= +5.0 mOhms** ----- 175 Points ----- Stable
 - **+5.1 to +10.0 mOhms** ----- 0 Points ----- Minor
 - **+10.1 to +15.0 mOhms** ----- 0 Points ----- Acceptable
 - **+15.1 to +50.0 mOhms** ----- 0 Points ----- Marginal
 - **+50.1 to +2000 mOhms** ----- 0 Points ----- Unstable
 - **>+2000 mOhms** ----- 0 Points ----- Open Failure
- **Durability, 500 Cycles**
 - **<= +5.0 mOhms** ----- 173 Points ----- Stable
 - **+5.1 to +10.0 mOhms** ----- 2 Points ----- Minor
 - **+10.1 to +15.0 mOhms** ----- 0 Points ----- Acceptable
 - **+15.1 to +50.0 mOhms** ----- 0 Points ----- Marginal
 - **+50.1 to +2000 mOhms** ----- 0 Points ----- Unstable
 - **>+2000 mOhms** ----- 0 Points ----- Open Failure
- **Durability, 1000 Cycles**
 - **<= +5.0 mOhms** ----- 175 Points ----- Stable
 - **+5.1 to +10.0 mOhms** ----- 0 Points ----- Minor
 - **+10.1 to +15.0 mOhms** ----- 0 Points ----- Acceptable
 - **+15.1 to +50.0 mOhms** ----- 0 Points ----- Marginal
 - **+50.1 to +2000 mOhms** ----- 0 Points ----- Unstable
 - **>+2000 mOhms** ----- 0 Points ----- Open Failure

RESULTS Continued**1000 Cycle Power Contact Durability****LLCR Durability (56 LLCR test points)**

- **Initial** ----- 5.1 mOhms Max
- **Durability, 25 Cycles**
 - <= +5.0 mOhms ----- 56 Points ----- Stable
 - +5.1 to +10.0 mOhms ----- 0 Points ----- Minor
 - +10.1 to +15.0 mOhms ----- 0 Points ----- Acceptable
 - +15.1 to +50.0 mOhms ----- 0 Points ----- Marginal
 - +50.1 to +2000 mOhms ----- 0 Points ----- Unstable
 - >+2000 mOhms ----- 0 Points ----- Open Failure
- **Durability, 50 Cycles**
 - <= +5.0 mOhms ----- 56 Points ----- Stable
 - +5.1 to +10.0 mOhms ----- 0 Points ----- Minor
 - +10.1 to +15.0 mOhms ----- 0 Points ----- Acceptable
 - +15.1 to +50.0 mOhms ----- 0 Points ----- Marginal
 - +50.1 to +2000 mOhms ----- 0 Points ----- Unstable
 - >+2000 mOhms ----- 0 Points ----- Open Failure
- **Durability, 100 Cycles**
 - <= +5.0 mOhms ----- 56 Points ----- Stable
 - +5.1 to +10.0 mOhms ----- 0 Points ----- Minor
 - +10.1 to +15.0 mOhms ----- 0 Points ----- Acceptable
 - +15.1 to +50.0 mOhms ----- 0 Points ----- Marginal
 - +50.1 to +2000 mOhms ----- 0 Points ----- Unstable
 - >+2000 mOhms ----- 0 Points ----- Open Failure
- **Durability, 500 Cycles**
 - <= +5.0 mOhms ----- 56 Points ----- Stable
 - +5.1 to +10.0 mOhms ----- 0 Points ----- Minor
 - +10.1 to +15.0 mOhms ----- 0 Points ----- Acceptable
 - +15.1 to +50.0 mOhms ----- 0 Points ----- Marginal
 - +50.1 to +2000 mOhms ----- 0 Points ----- Unstable
 - >+2000 mOhms ----- 0 Points ----- Open Failure
- **Durability, 1000 Cycles**
 - <= +5.0 mOhms ----- 56 Points ----- Stable
 - +5.1 to +10.0 mOhms ----- 0 Points ----- Minor
 - +10.1 to +15.0 mOhms ----- 0 Points ----- Acceptable
 - +15.1 to +50.0 mOhms ----- 0 Points ----- Marginal
 - +50.1 to +2000 mOhms ----- 0 Points ----- Unstable
 - >+2000 mOhms ----- 0 Points ----- Open Failure

RESULTS Continued**100 Cycle Signal Contact Durability****LLCR Durability (200 LLCR test points)**

- **Initial** ----- 30.9 mOhms Max
- **Durability, 100 Cycles**
 - <= +5.0 mOhms ----- 200 Points ----- Stable
 - +5.1 to +10.0 mOhms ----- 0 Points ----- Minor
 - +10.1 to +15.0 mOhms ----- 0 Points ----- Acceptable
 - +15.1 to +50.0 mOhms ----- 0 Points ----- Marginal
 - +50.1 to +2000 mOhms ----- 0 Points ----- Unstable
 - >+2000 mOhms ----- 0 Points ----- Open Failure
- **Thermal**
 - <= +5.0 mOhms ----- 199 Points ----- Stable
 - +5.1 to +10.0 mOhms ----- 0 Points ----- Minor
 - +10.1 to +15.0 mOhms ----- 1 Points ----- Acceptable
 - +15.1 to +50.0 mOhms ----- 0 Points ----- Marginal
 - +50.1 to +2000 mOhms ----- 0 Points ----- Unstable
 - >+2000 mOhms ----- 0 Points ----- Open Failure
 -
- **Humidity**
 - <= +5.0 mOhms ----- 200 Points ----- Stable
 - +5.1 to +10.0 mOhms ----- 0 Points ----- Minor
 - +10.1 to +15.0 mOhms ----- 0 Points ----- Acceptable
 - +15.1 to +50.0 mOhms ----- 0 Points ----- Marginal
 - +50.1 to +2000 mOhms ----- 0 Points ----- Unstable
 - >+2000 mOhms ----- 0 Points ----- Open Failure

DataSheet4U.com

100 Cycle Power Contact Durability**LLCR Durability (64 LLCR test points)**

- **Initial** ----- 5.3 mOhms Max
- **Durability, 100 Cycles**
 - <= +5.0 mOhms ----- 64 Points ----- Stable
 - +5.1 to +10.0 mOhms ----- 0 Points ----- Minor
 - +10.1 to +15.0 mOhms ----- 0 Points ----- Acceptable
 - +15.1 to +50.0 mOhms ----- 0 Points ----- Marginal
 - +50.1 to +2000 mOhms ----- 0 Points ----- Unstable
 - >+2000 mOhms ----- 0 Points ----- Open Failure
- **Thermal**
 - <= +5.0 mOhms ----- 64 Points ----- Stable
 - +5.1 to +10.0 mOhms ----- 0 Points ----- Minor
 - +10.1 to +15.0 mOhms ----- 0 Points ----- Acceptable
 - +15.1 to +50.0 mOhms ----- 0 Points ----- Marginal
 - +50.1 to +2000 mOhms ----- 0 Points ----- Unstable
 - >+2000 mOhms ----- 0 Points ----- Open Failure
 -
- **Humidity**
 - <= +5.0 mOhms ----- 64 Points ----- Stable
 - +5.1 to +10.0 mOhms ----- 0 Points ----- Minor
 - +10.1 to +15.0 mOhms ----- 0 Points ----- Acceptable
 - +15.1 to +50.0 mOhms ----- 0 Points ----- Marginal
 - +50.1 to +2000 mOhms ----- 0 Points ----- Unstable
 - >+2000 mOhms ----- 0 Points ----- Open Failure

RESULTS Continued**250 Cycle Signal Contact Durability****LLCR Durability (200 LLCR test points)**

- **Initial** ----- 31.4 mOhms Max
- **Durability, 250 Cycles**
 - **<= +5.0 mOhms** ----- 200 Points ----- Stable
 - **+5.1 to +10.0 mOhms** ----- 0 Points ----- Minor
 - **+10.1 to +15.0 mOhms** ----- 0 Points ----- Acceptable
 - **+15.1 to +50.0 mOhms** ----- 0 Points ----- Marginal
 - **+50.1 to +2000 mOhms** ----- 0 Points ----- Unstable
 - **>+2000 mOhms** ----- 0 Points ----- Open Failure
- **Thermal**
 - **<= +5.0 mOhms** ----- 197 Points ----- Stable
 - **+5.1 to +10.0 mOhms** ----- 2 Points ----- Minor
 - **+10.1 to +15.0 mOhms** ----- 1 Points ----- Acceptable
 - **+15.1 to +50.0 mOhms** ----- 0 Points ----- Marginal
 - **+50.1 to +2000 mOhms** ----- 0 Points ----- Unstable
 - **>+2000 mOhms** ----- 0 Points ----- Open Failure
 -
- **Humidity**
 - **<= +5.0 mOhms** ----- 199 Points ----- Stable
 - **+5.1 to +10.0 mOhms** ----- 1 Points ----- Minor
 - **+10.1 to +15.0 mOhms** ----- 0 Points ----- Acceptable
 - **+15.1 to +50.0 mOhms** ----- 0 Points ----- Marginal
 - **+50.1 to +2000 mOhms** ----- 0 Points ----- Unstable
 - **>+2000 mOhms** ----- 0 Points ----- Open Failure

DataSheet4U.com

250 Cycle Power Contact Durability**LLCR Durability (64 LLCR test points)**

- **Initial** ----- 5.1 mOhms Max
- **Durability, 250 Cycles**
 - **<= +5.0 mOhms** ----- 64 Points ----- Stable
 - **+5.1 to +10.0 mOhms** ----- 0 Points ----- Minor
 - **+10.1 to +15.0 mOhms** ----- 0 Points ----- Acceptable
 - **+15.1 to +50.0 mOhms** ----- 0 Points ----- Marginal
 - **+50.1 to +2000 mOhms** ----- 0 Points ----- Unstable
 - **>+2000 mOhms** ----- 0 Points ----- Open Failure
- **Thermal**
 - **<= +5.0 mOhms** ----- 64 Points ----- Stable
 - **+5.1 to +10.0 mOhms** ----- 0 Points ----- Minor
 - **+10.1 to +15.0 mOhms** ----- 0 Points ----- Acceptable
 - **+15.1 to +50.0 mOhms** ----- 0 Points ----- Marginal
 - **+50.1 to +2000 mOhms** ----- 0 Points ----- Unstable
 - **>+2000 mOhms** ----- 0 Points ----- Open Failure
 -
- **Humidity**
 - **<= +5.0 mOhms** ----- 64 Points ----- Stable
 - **+5.1 to +10.0 mOhms** ----- 0 Points ----- Minor
 - **+10.1 to +15.0 mOhms** ----- 0 Points ----- Acceptable
 - **+15.1 to +50.0 mOhms** ----- 0 Points ----- Marginal
 - **+50.1 to +2000 mOhms** ----- 0 Points ----- Unstable
 - **>+2000 mOhms** ----- 0 Points ----- Open Failure

RESULTS Continued**500 Cycle Signal Contact Durability****LLCR Durability (200 LLCR test points)**

- **Initial** ----- 28.4 mOhms Max
- **Durability, 500 Cycles**
 - <= +5.0 mOhms ----- 200 Points ----- Stable
 - +5.1 to +10.0 mOhms ----- 0 Points ----- Minor
 - +10.1 to +15.0 mOhms ----- 0 Points ----- Acceptable
 - +15.1 to +50.0 mOhms ----- 0 Points ----- Marginal
 - +50.1 to +2000 mOhms ----- 0 Points ----- Unstable
 - >+2000 mOhms ----- 0 Points ----- Open Failure
- **Thermal**
 - <= +5.0 mOhms ----- 199 Points ----- Stable
 - +5.1 to +10.0 mOhms ----- 1 Points ----- Minor
 - +10.1 to +15.0 mOhms ----- 0 Points ----- Acceptable
 - +15.1 to +50.0 mOhms ----- 0 Points ----- Marginal
 - +50.1 to +2000 mOhms ----- 0 Points ----- Unstable
 - >+2000 mOhms ----- 0 Points ----- Open Failure
 -
- **Humidity**
 - <= +5.0 mOhms ----- 198 Points ----- Stable
 - +5.1 to +10.0 mOhms ----- 1 Points ----- Minor
 - +10.1 to +15.0 mOhms ----- 1 Points ----- Acceptable
 - +15.1 to +50.0 mOhms ----- 0 Points ----- Marginal
 - +50.1 to +2000 mOhms ----- 0 Points ----- Unstable
 - >+2000 mOhms ----- 0 Points ----- Open Failure

DataSheet4U.com

500 Cycle Power Contact Durability**LLCR Durability (64 LLCR test points)**

- **Initial** ----- 5.0 mOhms Max
- **Durability, 500 Cycles**
 - <= +5.0 mOhms ----- 64 Points ----- Stable
 - +5.1 to +10.0 mOhms ----- 0 Points ----- Minor
 - +10.1 to +15.0 mOhms ----- 0 Points ----- Acceptable
 - +15.1 to +50.0 mOhms ----- 0 Points ----- Marginal
 - +50.1 to +2000 mOhms ----- 0 Points ----- Unstable
 - >+2000 mOhms ----- 0 Points ----- Open Failure
- **Thermal**
 - <= +5.0 mOhms ----- 64 Points ----- Stable
 - +5.1 to +10.0 mOhms ----- 0 Points ----- Minor
 - +10.1 to +15.0 mOhms ----- 0 Points ----- Acceptable
 - +15.1 to +50.0 mOhms ----- 0 Points ----- Marginal
 - +50.1 to +2000 mOhms ----- 0 Points ----- Unstable
 - >+2000 mOhms ----- 0 Points ----- Open Failure
 -
- **Humidity**
 - <= +5.0 mOhms ----- 64 Points ----- Stable
 - +5.1 to +10.0 mOhms ----- 0 Points ----- Minor
 - +10.1 to +15.0 mOhms ----- 0 Points ----- Acceptable
 - +15.1 to +50.0 mOhms ----- 0 Points ----- Marginal
 - +50.1 to +2000 mOhms ----- 0 Points ----- Unstable
 - >+2000 mOhms ----- 0 Points ----- Open Failure

RESULTS Continued**1000 Cycle Signal Contact Durability****LLCR Durability (200 LLCR test points)**

- **Initial** ----- 25.9 mOhms Max
- **Durability, 1000 Cycles**
 - **<= +5.0 mOhms** ----- 200 Points ----- Stable
 - **+5.1 to +10.0 mOhms** ----- 0 Points ----- Minor
 - **+10.1 to +15.0 mOhms** ----- 0 Points ----- Acceptable
 - **+15.1 to +50.0 mOhms** ----- 0 Points ----- Marginal
 - **+50.1 to +2000 mOhms** ----- 0 Points ----- Unstable
 - **>+2000 mOhms** ----- 0 Points ----- Open Failure
- **Thermal**
 - **<= +5.0 mOhms** ----- 197 Points ----- Stable
 - **+5.1 to +10.0 mOhms** ----- 3 Points ----- Minor
 - **+10.1 to +15.0 mOhms** ----- 0 Points ----- Acceptable
 - **+15.1 to +50.0 mOhms** ----- 0 Points ----- Marginal
 - **+50.1 to +2000 mOhms** ----- 0 Points ----- Unstable
 - **>+2000 mOhms** ----- 0 Points ----- Open Failure
 -
- **Humidity**
 - **<= +5.0 mOhms** ----- 191 Points ----- Stable
 - **+5.1 to +10.0 mOhms** ----- 9 Points ----- Minor
 - **+10.1 to +15.0 mOhms** ----- 0 Points ----- Acceptable
 - **+15.1 to +50.0 mOhms** ----- 0 Points ----- Marginal
 - **+50.1 to +2000 mOhms** ----- 0 Points ----- Unstable
 - **>+2000 mOhms** ----- 0 Points ----- Open Failure

DataSheet4U.com

1000 Cycle Power Contact Durability**LLCR Durability (64 LLCR test points)**

- **Initial** ----- 4.9 mOhms Max
- **Durability, 1000 Cycles**
 - **<= +5.0 mOhms** ----- 64 Points ----- Stable
 - **+5.1 to +10.0 mOhms** ----- 0 Points ----- Minor
 - **+10.1 to +15.0 mOhms** ----- 0 Points ----- Acceptable
 - **+15.1 to +50.0 mOhms** ----- 0 Points ----- Marginal
 - **+50.1 to +2000 mOhms** ----- 0 Points ----- Unstable
 - **>+2000 mOhms** ----- 0 Points ----- Open Failure
- **Thermal**
 - **<= +5.0 mOhms** ----- 64 Points ----- Stable
 - **+5.1 to +10.0 mOhms** ----- 0 Points ----- Minor
 - **+10.1 to +15.0 mOhms** ----- 0 Points ----- Acceptable
 - **+15.1 to +50.0 mOhms** ----- 0 Points ----- Marginal
 - **+50.1 to +2000 mOhms** ----- 0 Points ----- Unstable
 - **>+2000 mOhms** ----- 0 Points ----- Open Failure
 -
- **Humidity**
 - **<= +5.0 mOhms** ----- 64 Points ----- Stable
 - **+5.1 to +10.0 mOhms** ----- 0 Points ----- Minor
 - **+10.1 to +15.0 mOhms** ----- 0 Points ----- Acceptable
 - **+15.1 to +50.0 mOhms** ----- 0 Points ----- Marginal
 - **+50.1 to +2000 mOhms** ----- 0 Points ----- Unstable
 - **>+2000 mOhms** ----- 0 Points ----- Open Failure

Tracking Code: TC0426--0462	Part #: QFSS-052-01-H-D-PC4
Part description: High Speed Shielded Socket	

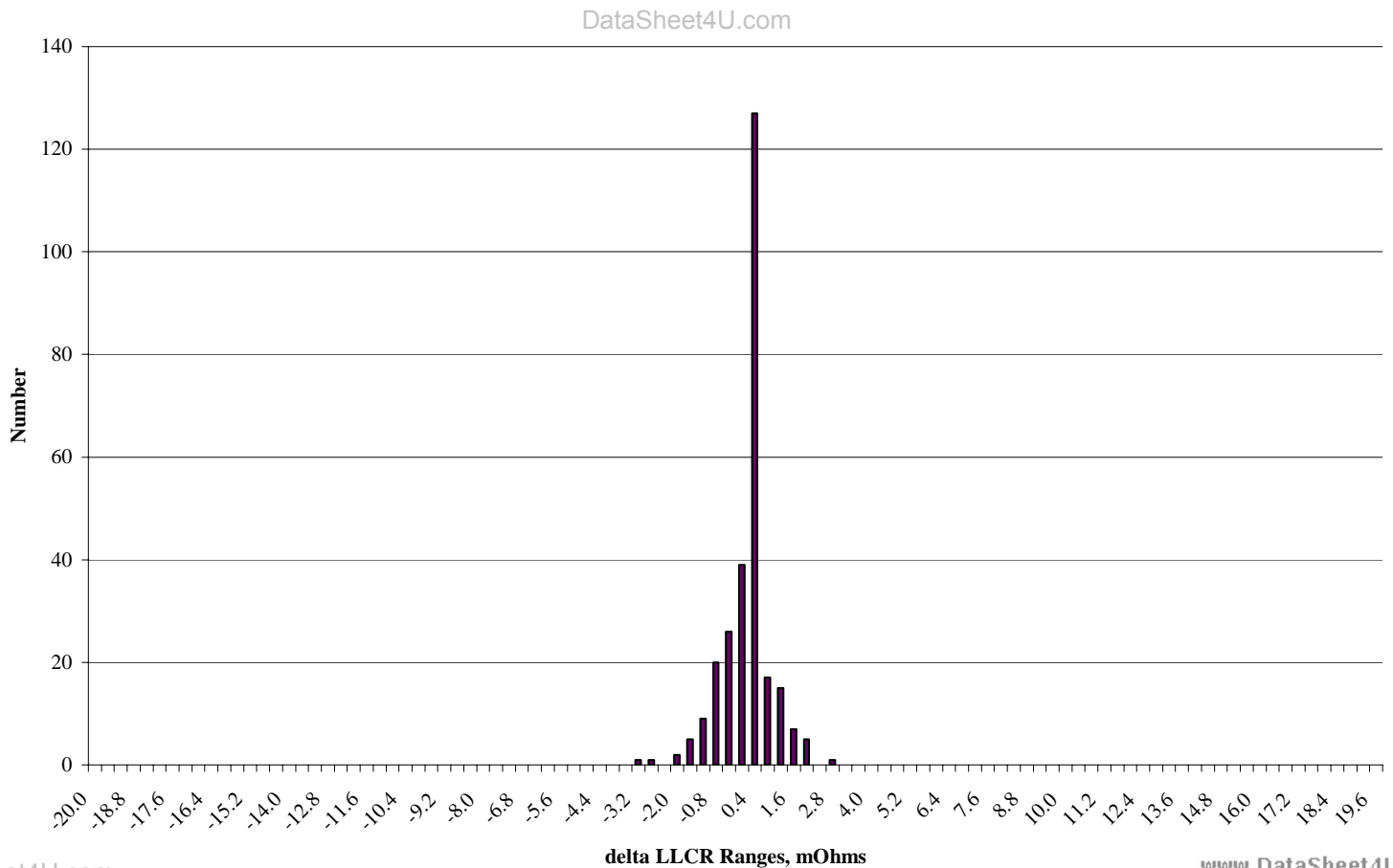
DATA SUMMARIES

LLCR, 1000 Cycle Signal Contact Durability:

- 1) A total of 175 points were measured.
- 2) EIA-364-23, *Low Level Contact Resistance Test Procedure for Electrical Connectors and Sockets*.
- 3) A computer program, *LLCR 221.exe*, ensures repeatability for data acquisition.
- 4) The following guidelines are used to categorize the changes in LLCR as a result from stressing.
 - a. $\leq +5.0$ mOhms: ----- Stable
 - b. $+5.1$ to $+10.0$ mOhms:----- Minor
 - c. $+10.1$ to $+15.0$ mOhms: ----- Acceptable
 - d. $+15.1$ to $+50.0$ mOhms: ----- Marginal
 - e. $+50.1$ to $+2000$ mOhms ----- Unstable
 - f. $>+2000$ mOhms:----- Open Failure

mOhm values Signal Contacts	Actual Initial	Delta 25 Cycles	Delta 50 Cycles	Delta 100 Cycles	Delta 250 Cycles	Delta 500 Cycles	Delta 1000 Cycles
Average	23.2	-0.2	0.0	-0.1	-0.1	0.2	-0.1
St. Dev.	1.2	1.0	0.9	1.0	1.0	1.3	0.9
Min	20.5	-3.5	-2.8	-3.1	-3.5	-2.6	-3.6
Max	26.7	2.5	3.1	3.0	3.1	7.1	2.4
Count	175	175	175	175	175	175	175

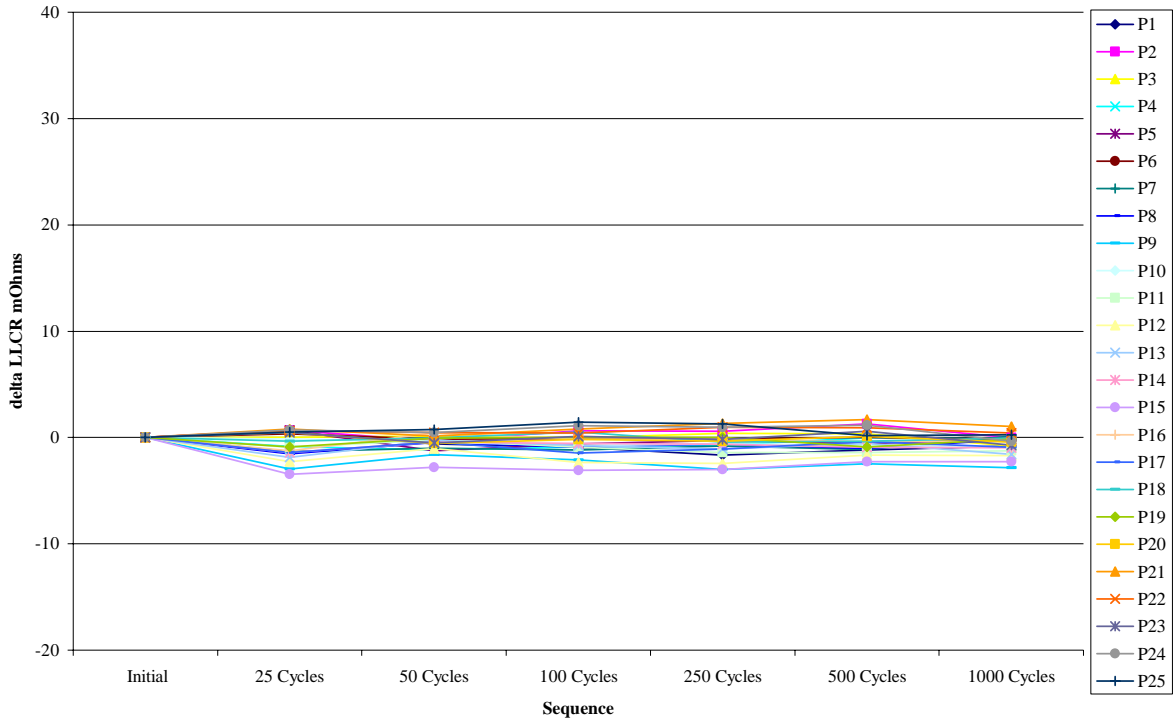
1000 Cycle Signal Contact Durability



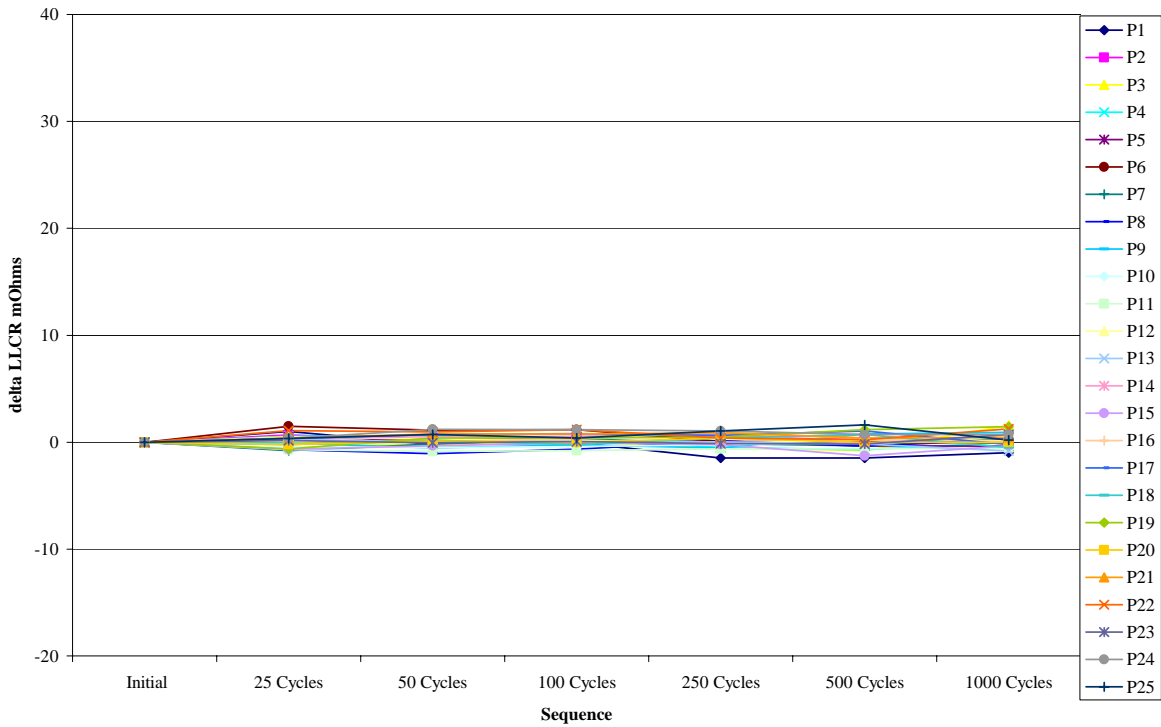
Tracking Code: TC0426--0462	Part #: QFSS-052-01-H-D-PC4
Part description: High Speed Shielded Socket	

DATA SUMMARIES Continued

Board #1
Signal Contacts



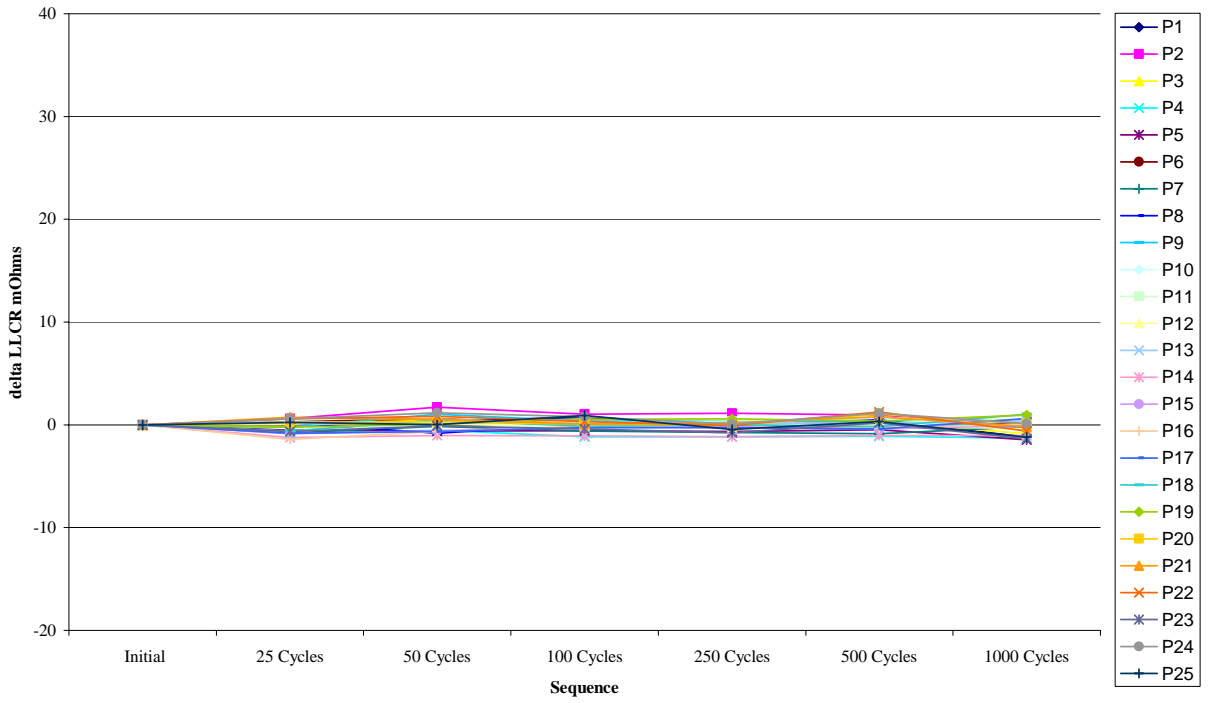
Board #2
Signal Contacts



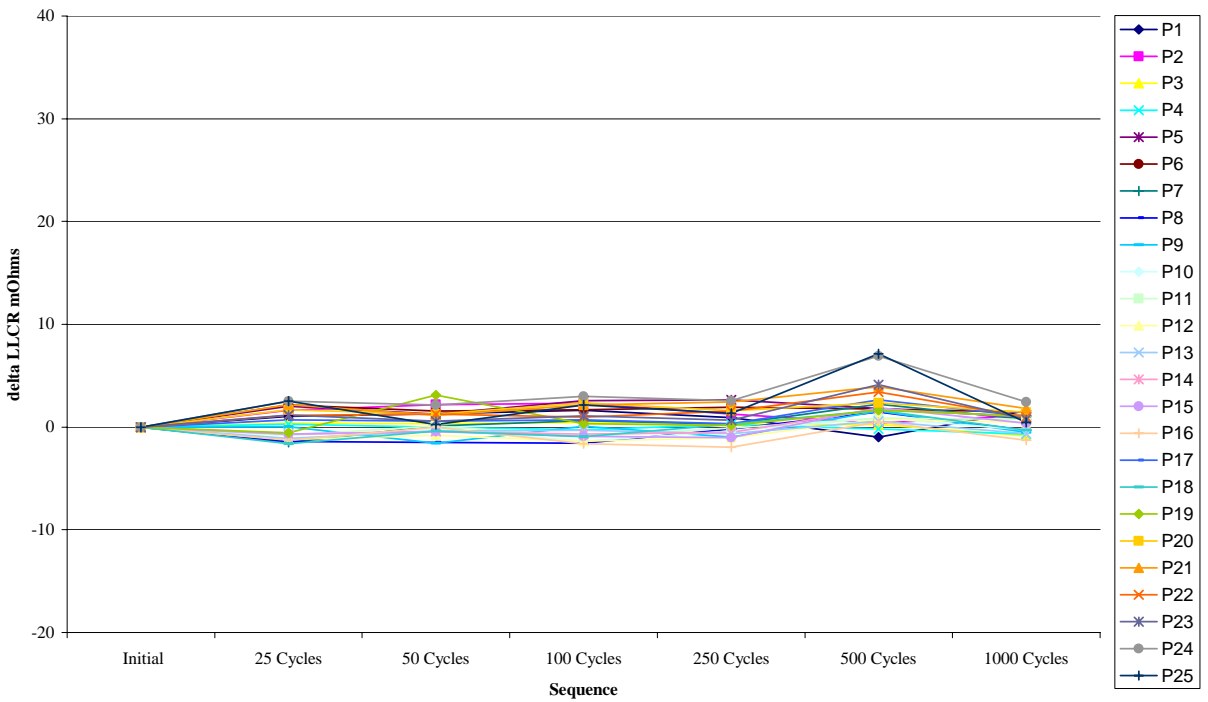
Tracking Code: TC0426--0462	Part #: QFSS-052-01-H-D-PC4
Part description: High Speed Shielded Socket	

DATA SUMMARIES Continued

Board #3
Signal Contacts



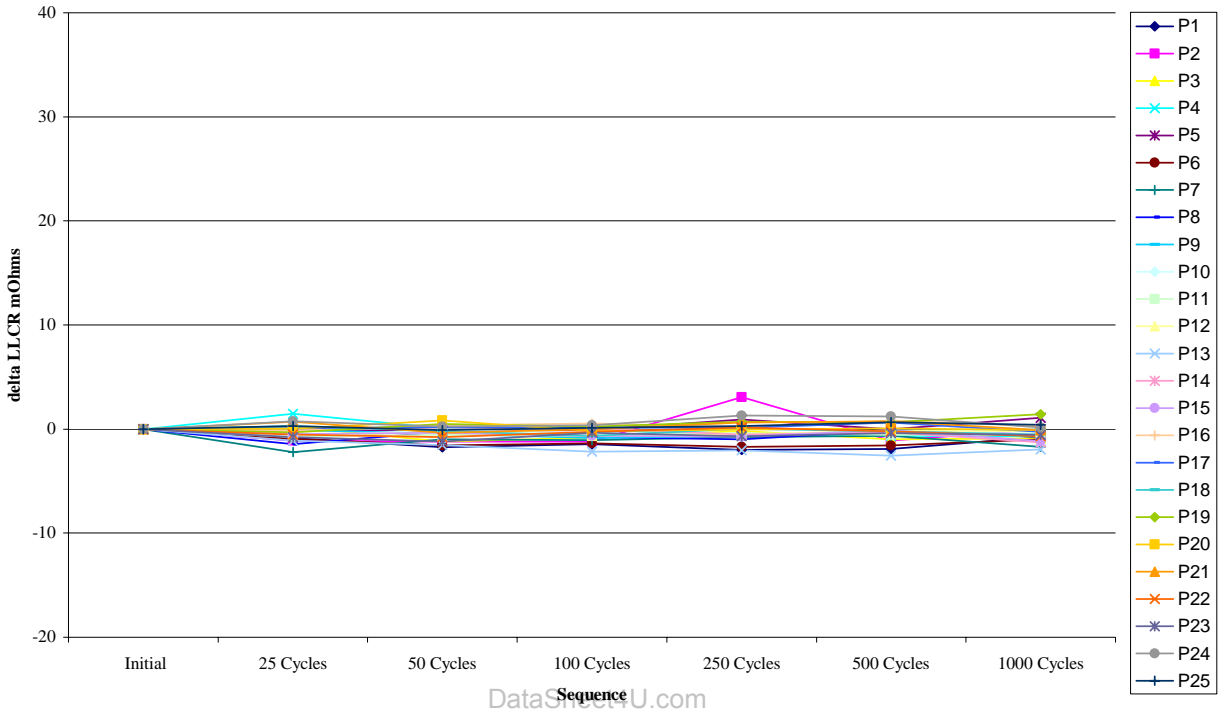
Board #5
Signal Contacts



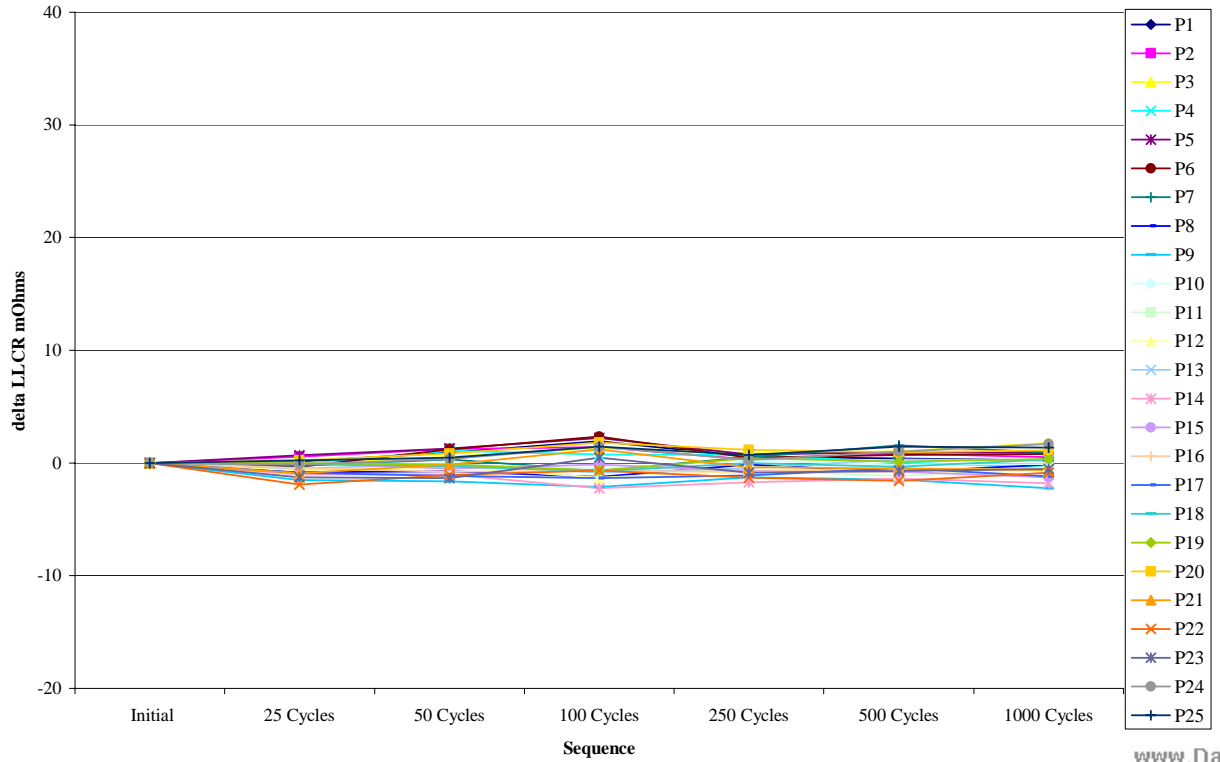
Tracking Code: TC0426--0462	Part #: QFSS-052-01-H-D-PC4
Part description: High Speed Shielded Socket	

DATA SUMMARIES Continued

Board #6
Signal Contacts



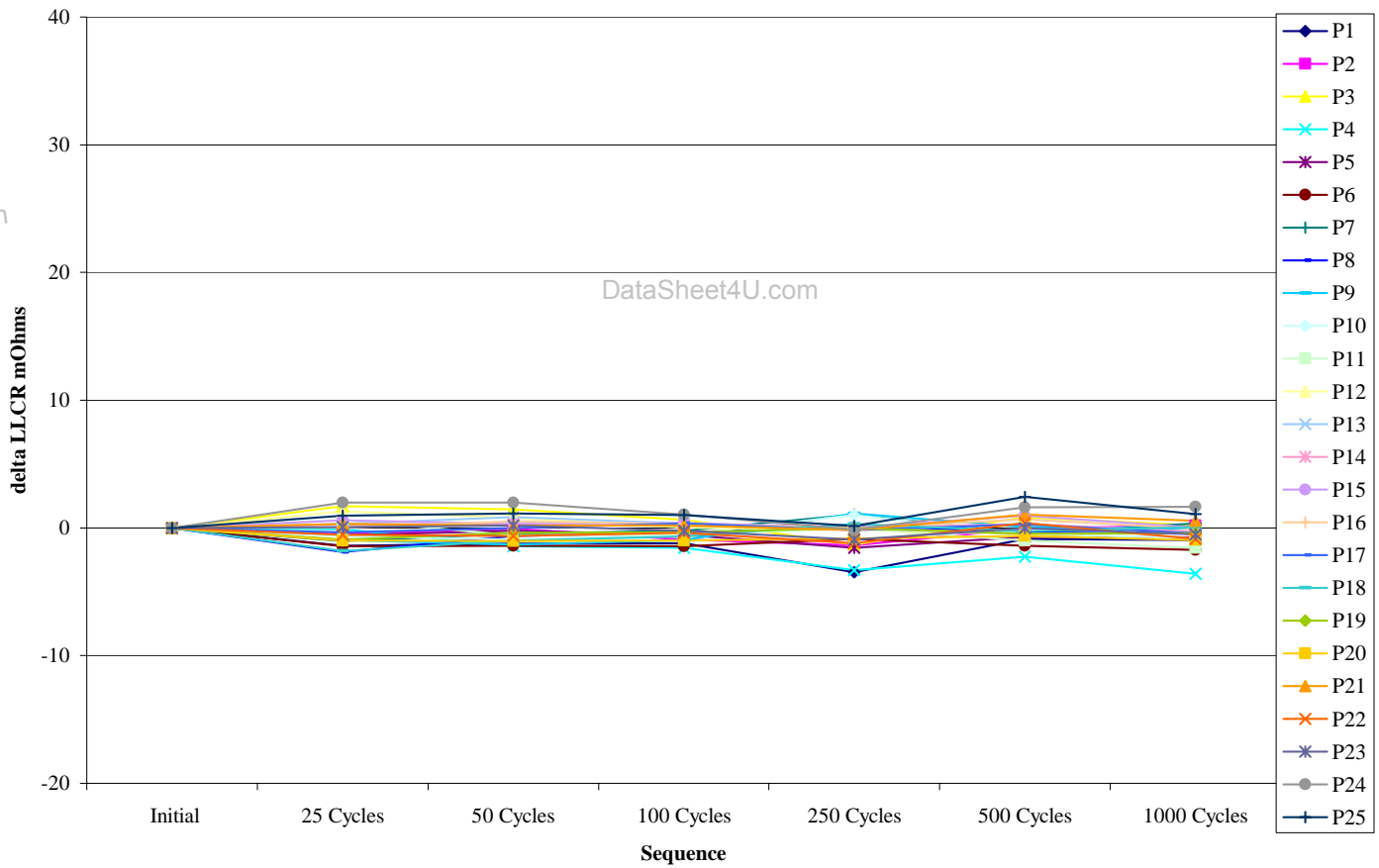
Board #7
Signal Contacts



Tracking Code: TC0426--0462	Part #: QFSS-052-01-H-D-PC4
Part description: High Speed Shielded Socket	

DATA SUMMARIES Continued

Board #8 Signal Contacts



et4U.com

DataShee

DataSheet4U.com

DataSheet4U.com

www.DataSheet4U.com

DataSheet4U.com

DataSheet4U.com

Tracking Code: TC0426--0462	Part #: QFSS-052-01-H-D-PC4
Part description: High Speed Shielded Socket	

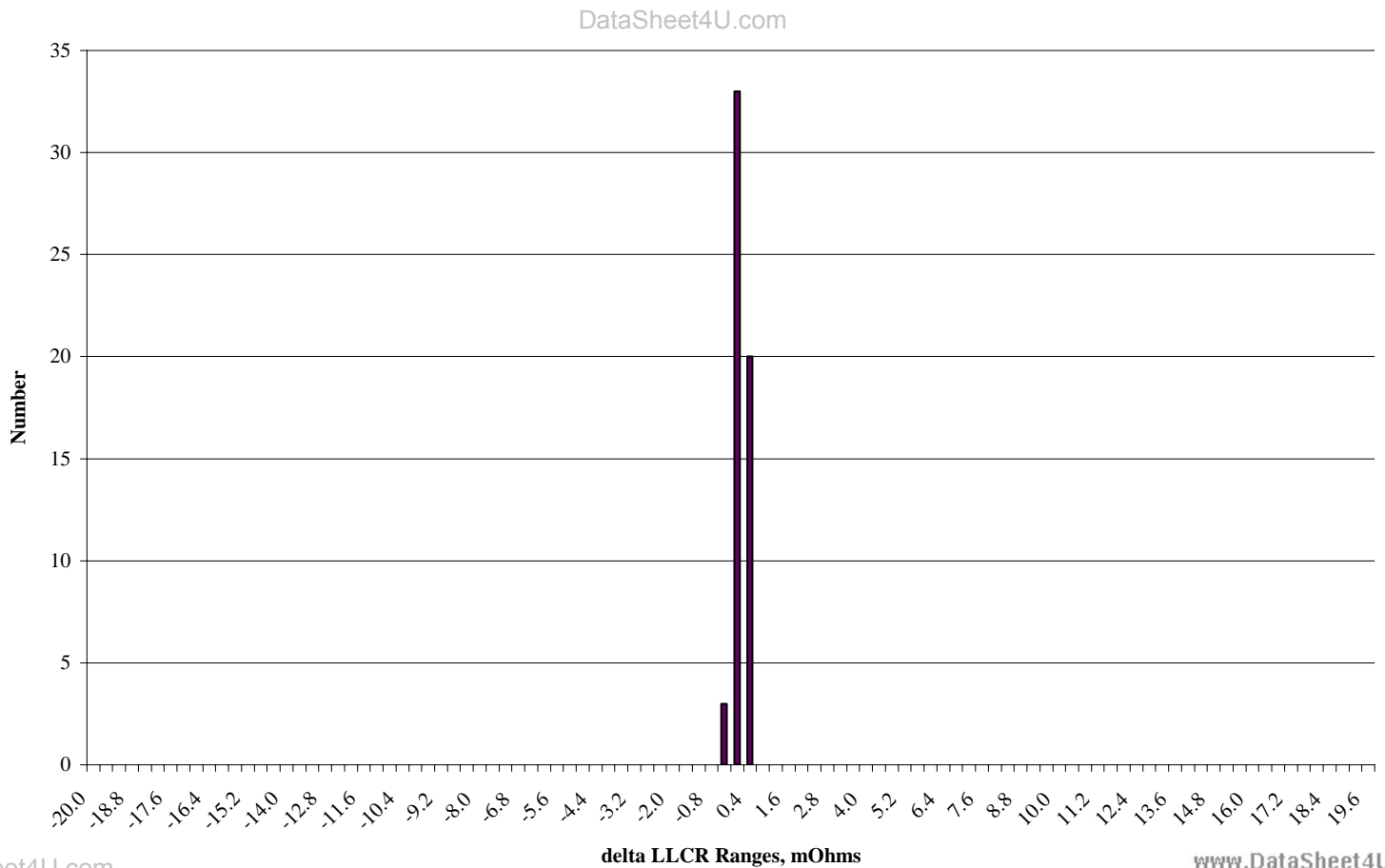
DATA SUMMARIES

LLCR, 1000 Cycle Power Contact Durability:

- 1) A total of 56 points were measured.
- 2) EIA-364-23, *Low Level Contact Resistance Test Procedure for Electrical Connectors and Sockets*.
- 3) A computer program, *LLCR 221.exe*, ensures repeatability for data acquisition.
- 4) The following guidelines are used to categorize the changes in LLCR as a result from stressing.
 - a. $\leq +5.0$ mOhms: ----- Stable
 - b. $+5.1$ to $+10.0$ mOhms:----- Minor
 - c. $+10.1$ to $+15.0$ mOhms: ----- Acceptable
 - d. $+15.1$ to $+50.0$ mOhms: ----- Marginal
 - e. $+50.1$ to $+2000$ mOhms ----- Unstable
 - f. $>+2000$ mOhms:----- Open Failure

mOhm values Power Contacts	Actual Initial	Delta 25 Cycles	Delta 50 Cycles	Delta 100 Cycles	Delta 250 Cycles	Delta 500 Cycles	Delta 1000 Cycles
Average	4.6	0.0	0.0	0.0	0.0	0.0	-0.1
St. Dev.	0.1	0.1	0.2	0.2	0.2	0.2	0.2
Min	4.3	-0.4	-0.3	-0.3	-0.4	-0.5	-0.6
Max	5.1	0.3	0.8	0.6	0.5	0.7	0.4
Count	56	56	56	56	56	56	56

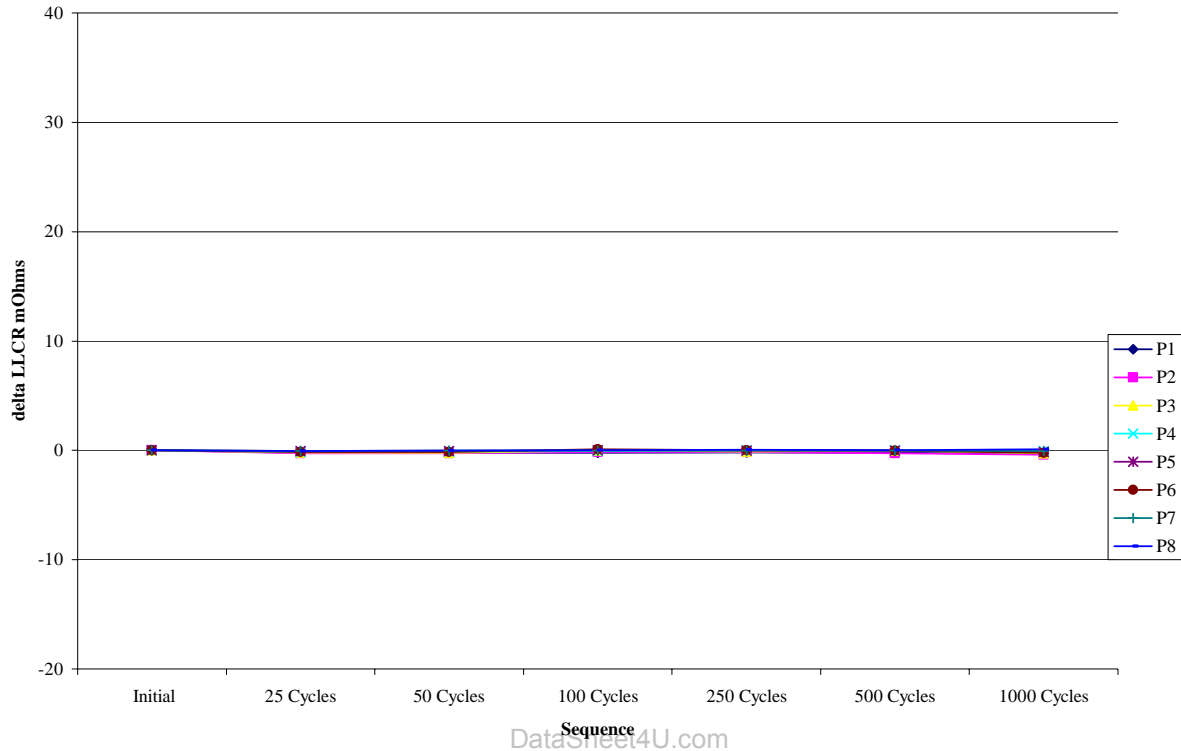
1000 Cycle Power Contact Durability



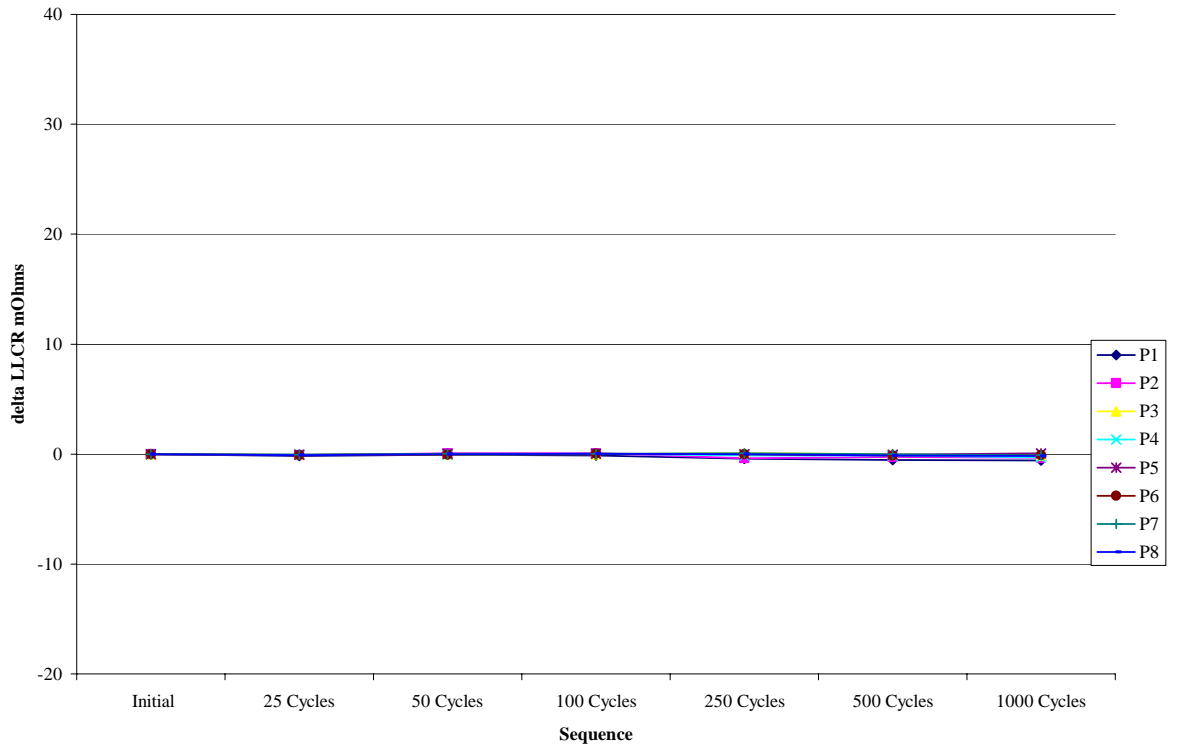
Tracking Code: TC0426--0462	Part #: QFSS-052-01-H-D-PC4
Part description: High Speed Shielded Socket	

DATA SUMMARIES Continued

Board #1
Power Contacts



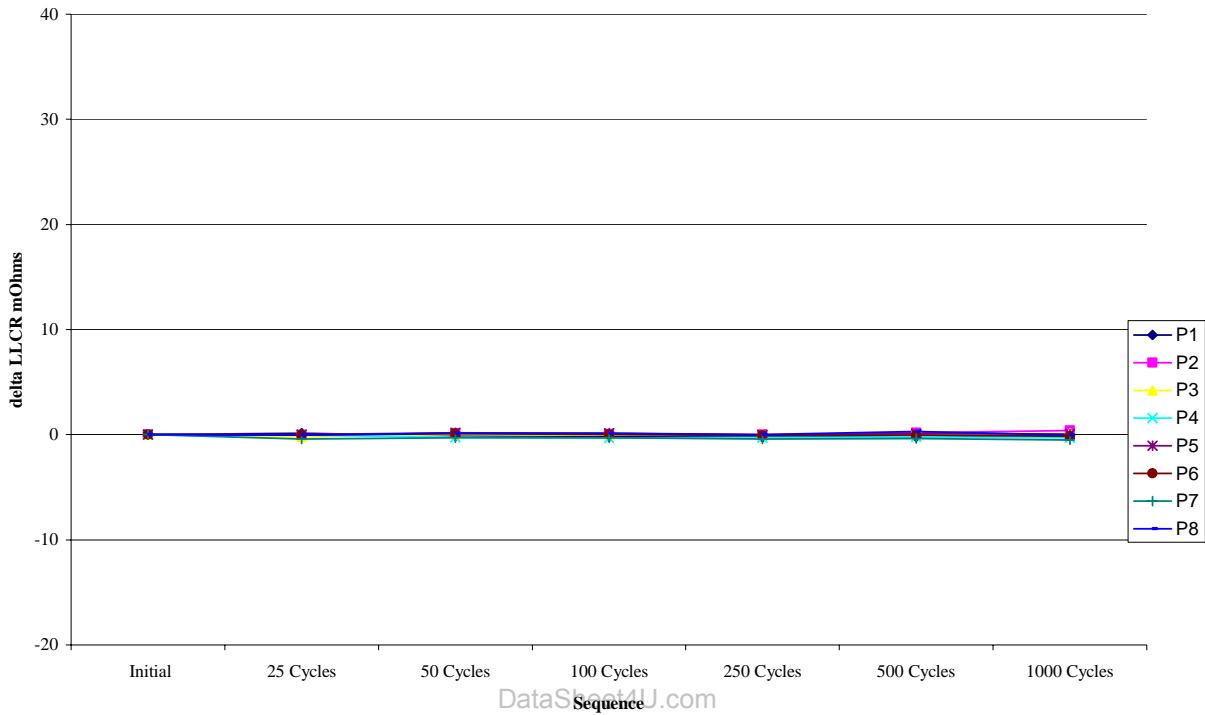
Board #2
Power Contacts



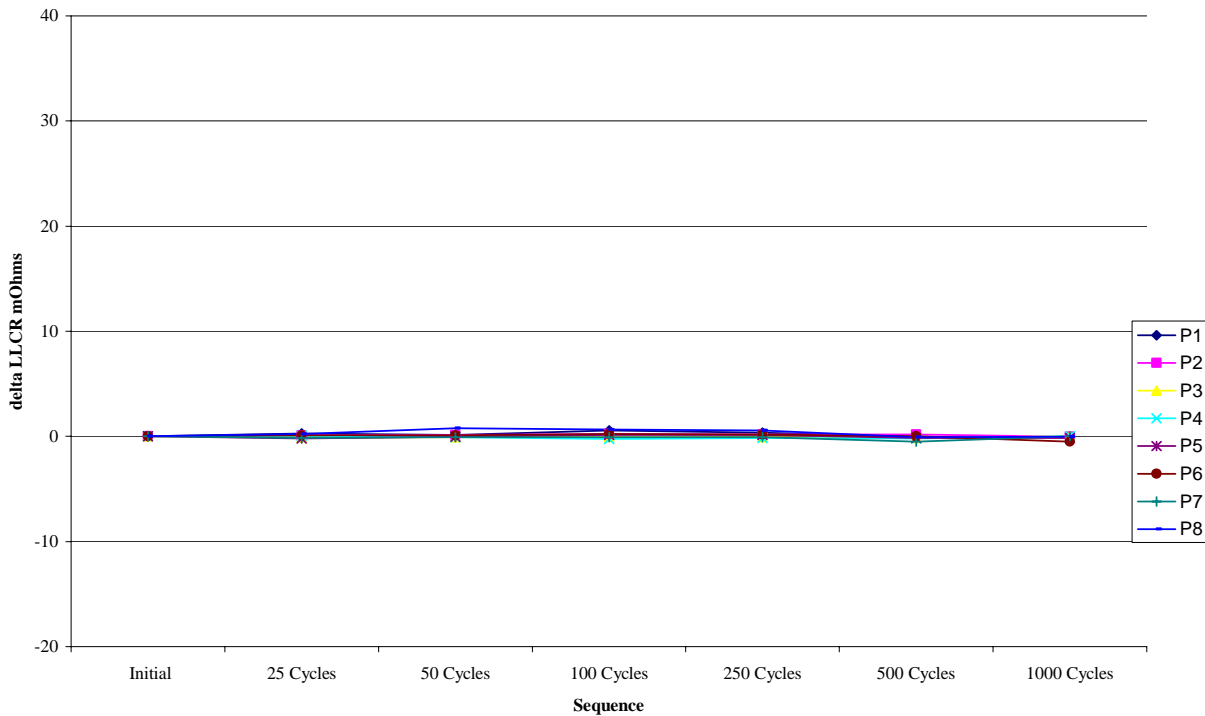
Tracking Code: TC0426--0462	Part #: QFSS-052-01-H-D-PC4
Part description: High Speed Shielded Socket	

DATA SUMMARIES Continued

Board #3
Power Contacts



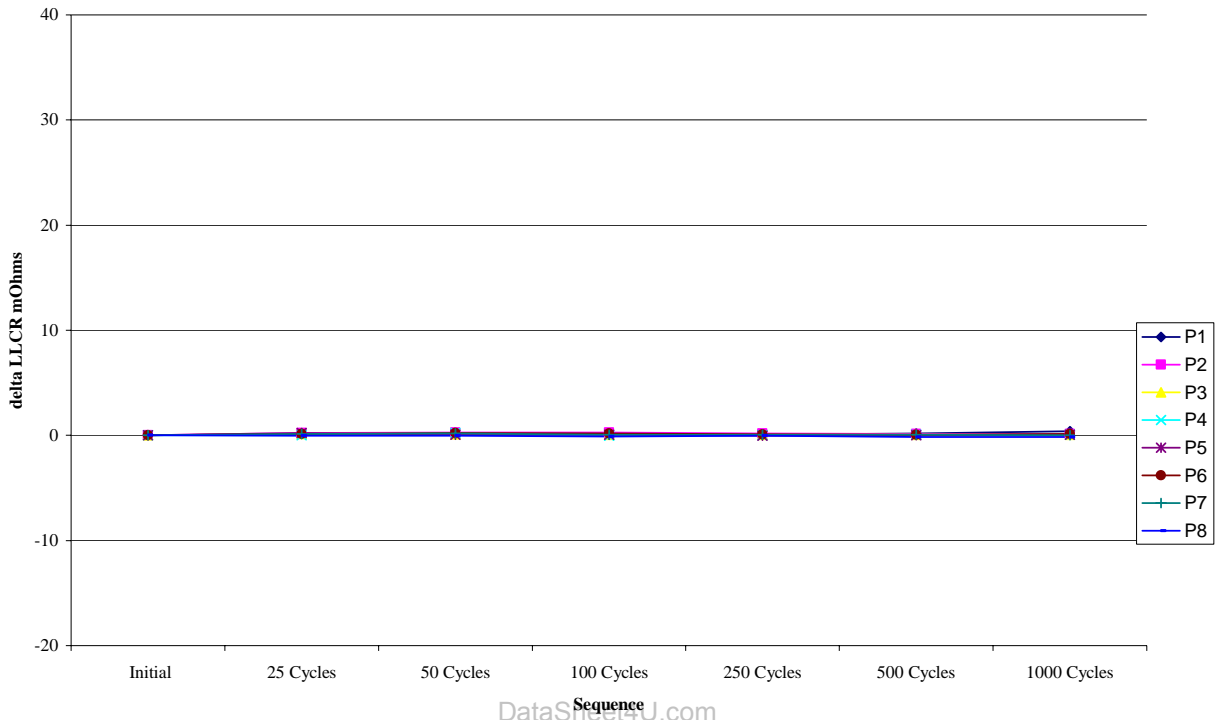
Board #5
Power Contacts



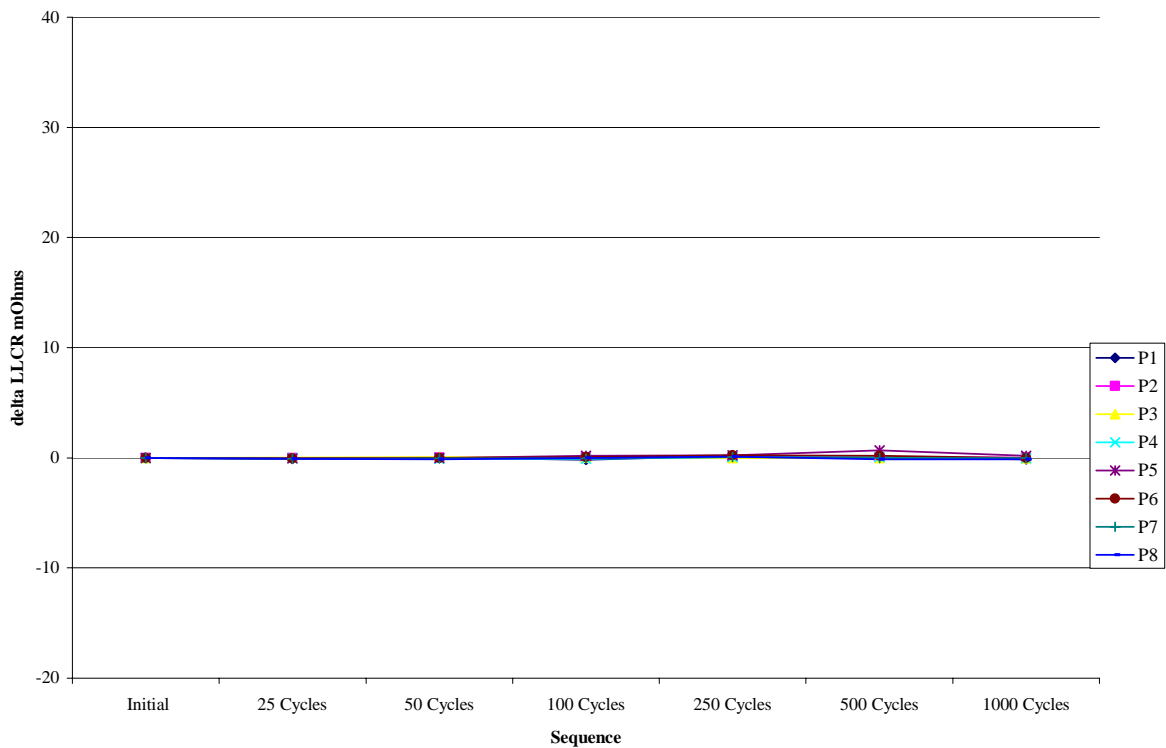
Tracking Code: TC0426--0462	Part #: QFSS-052-01-H-D-PC4
Part description: High Speed Shielded Socket	

DATA SUMMARIES Continued

Board #6
Power Contacts



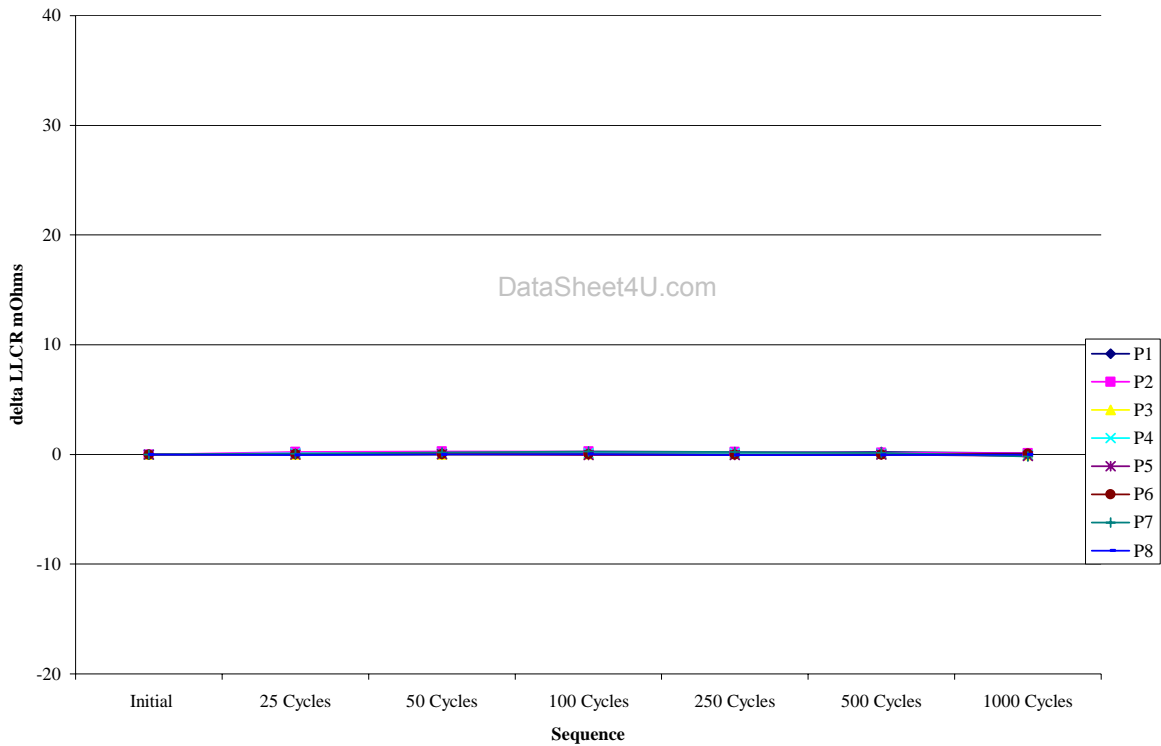
Board #7
Power Contacts



Tracking Code: TC0426--0462	Part #: QFSS-052-01-H-D-PC4
Part description: High Speed Shielded Socket	

DATA SUMMARIES Continued

Board #8
Power Contacts



et4U.com

DataShee

DataSheet4U.com

DataSheet4U.com

www.DataSheet4U.com

DataSheet4U.com

DataSheet4U.com

Tracking Code: TC0426--0462	Part #: QFSS-052-01-H-D-PC4
Part description: High Speed Shielded Socket	

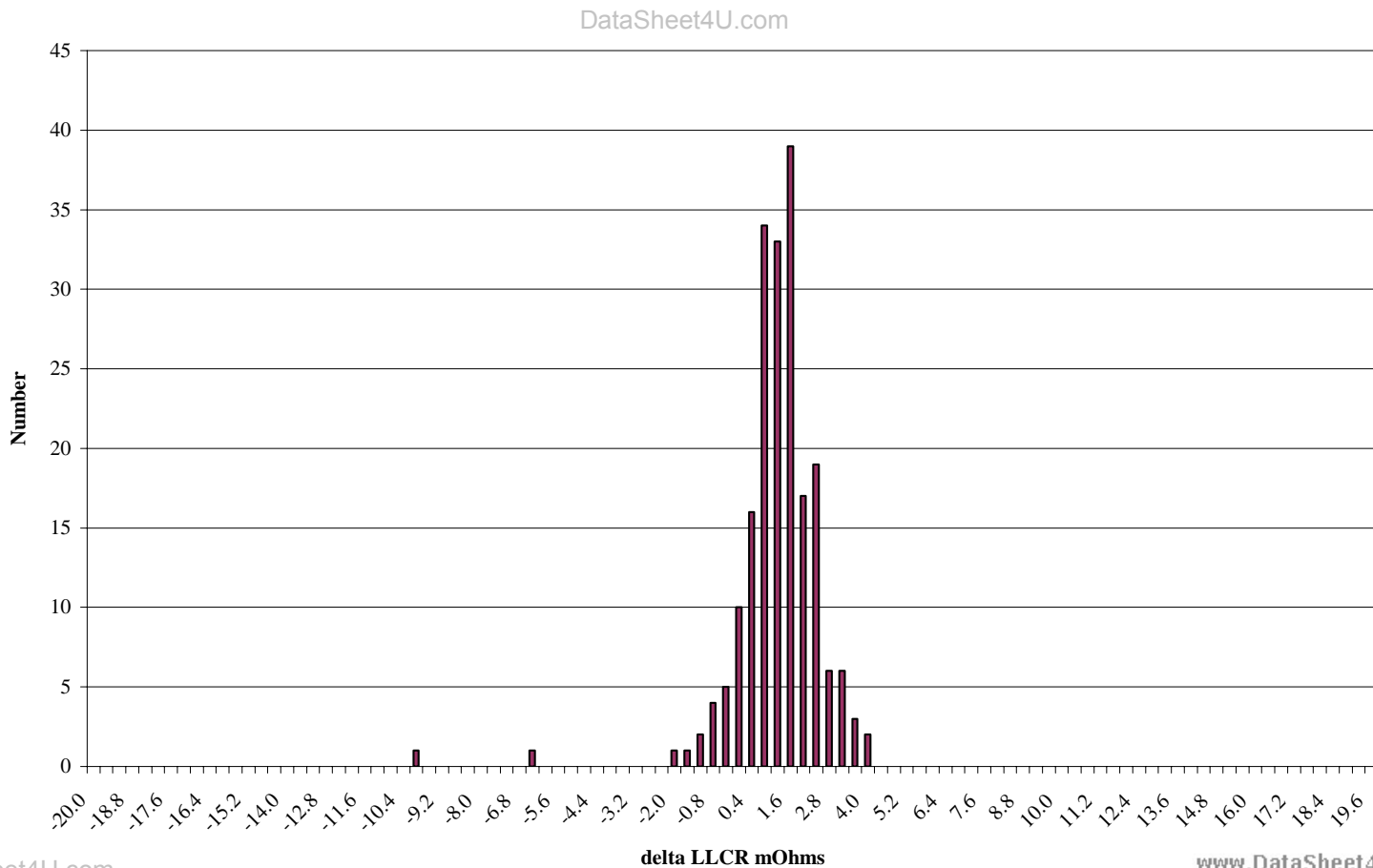
DATA SUMMARIES

LLCR, 100 Cycle Signal Contact Durability with Environmental Stressing:

- 1) A total of 200 points were measured.
- 2) EIA-364-23, *Low Level Contact Resistance Test Procedure for Electrical Connectors and Sockets*.
- 3) A computer program, *LLCR 221.exe*, ensures repeatability for data acquisition.
- 4) The following guidelines are used to categorize the changes in LLCR as a result from stressing.
 - a. $\leq +5.0$ mOhms: ----- Stable
 - b. $+5.1$ to $+10.0$ mOhms:----- Minor
 - c. $+10.1$ to $+15.0$ mOhms: ----- Acceptable
 - d. $+15.1$ to $+50.0$ mOhms: ----- Marginal
 - e. $+50.1$ to $+2000$ mOhms ----- Unstable
 - f. $>+2000$ mOhms:----- Open Failure

mOhm values Signal Contacts	Actual Initial	Delta 100 Cycles	Delta Thermal	Delta Humidity
Average	23.1	-0.4	1.3	1.0
St. Dev.	1.4	1.2	1.8	1.4
Min	20.6	-10.7	-9.7	-10.1
Max	30.9	2.1	15.3	3.8
Count	200	200	200	200

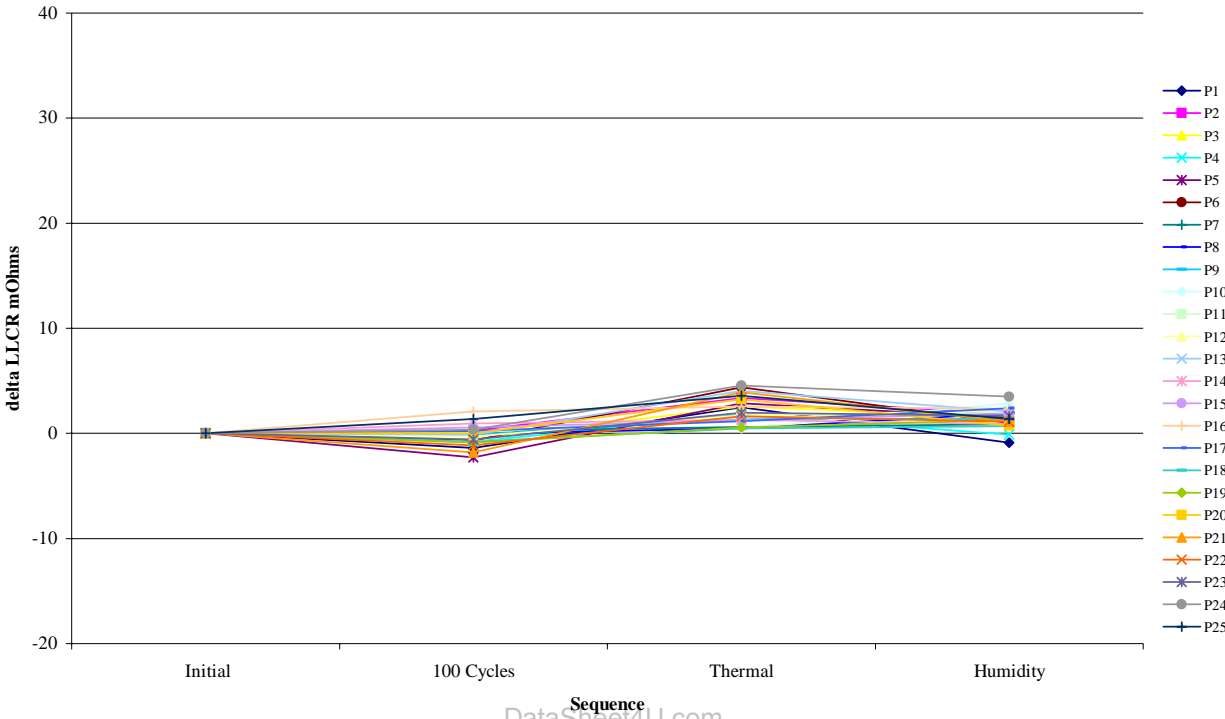
100 Cycle Signal Contact Durability after Environmental Stressing



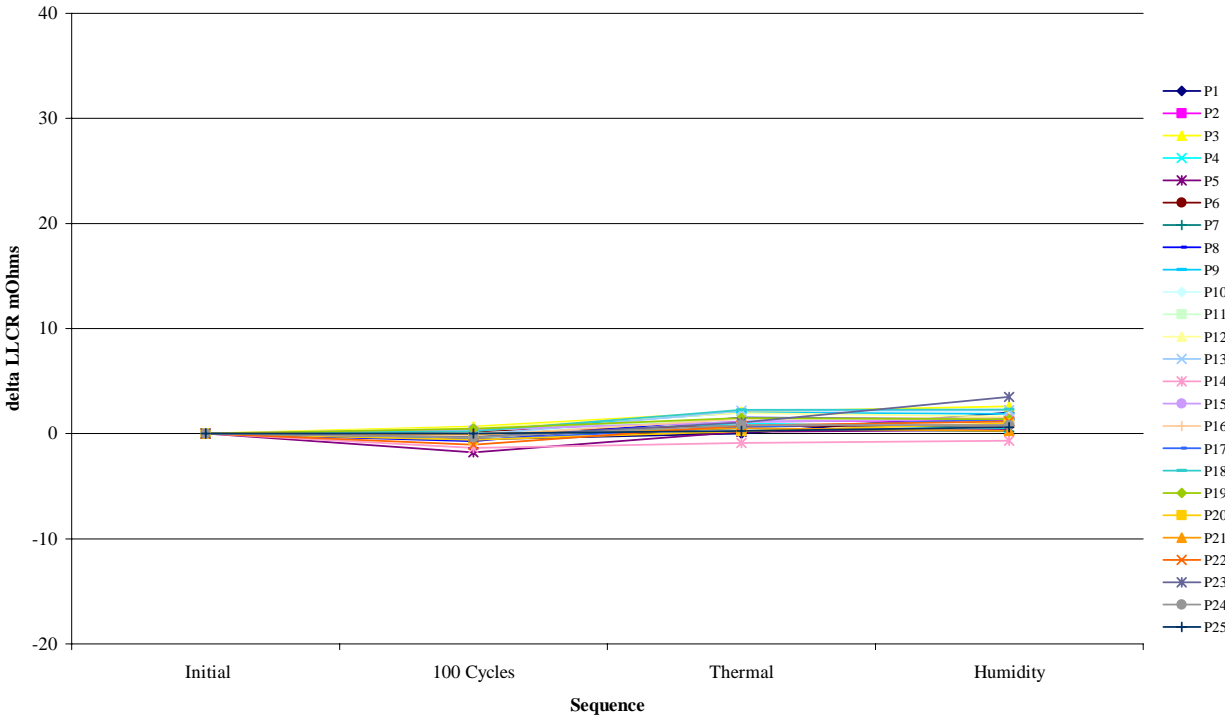
Tracking Code: TC0426--0462	Part #: QFSS-052-01-H-D-PC4
Part description: High Speed Shielded Socket	

DATA SUMMARIES Continued

Board #1
Signal Contacts



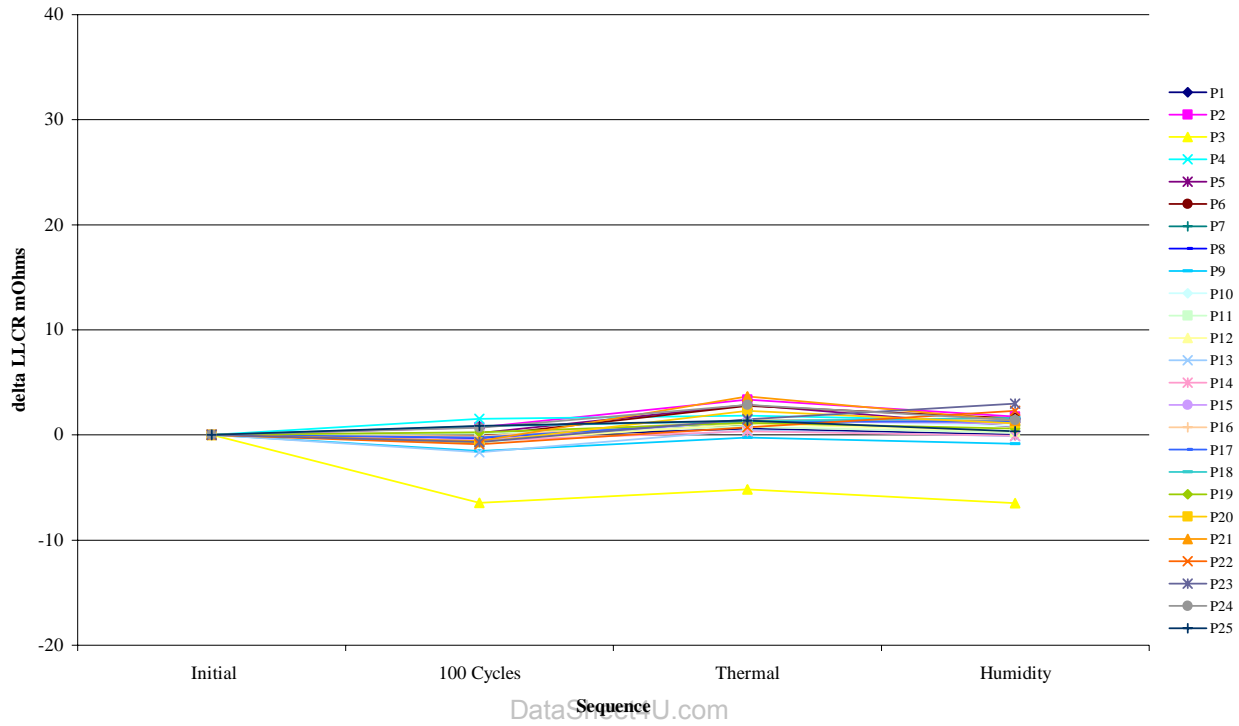
Board #2
Signal Contacts



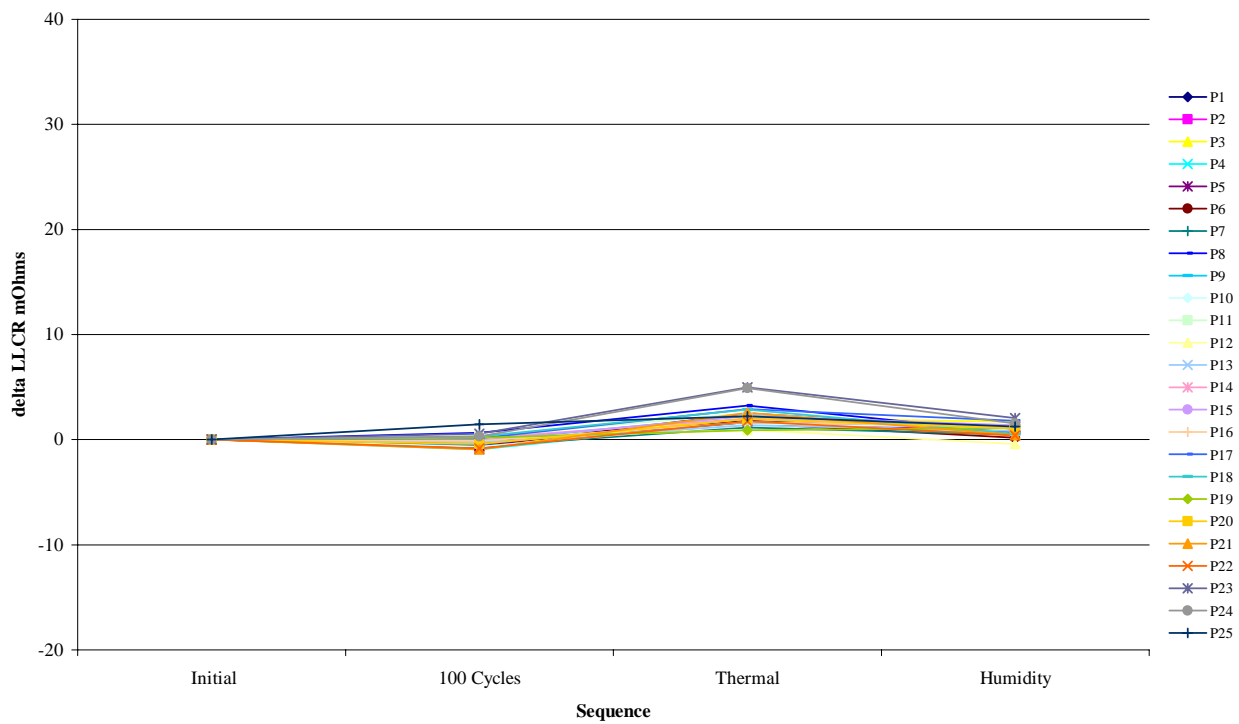
Tracking Code: TC0426--0462	Part #: QFSS-052-01-H-D-PC4
Part description: High Speed Shielded Socket	

DATA SUMMARIES Continued

Board #3
Signal Contacts



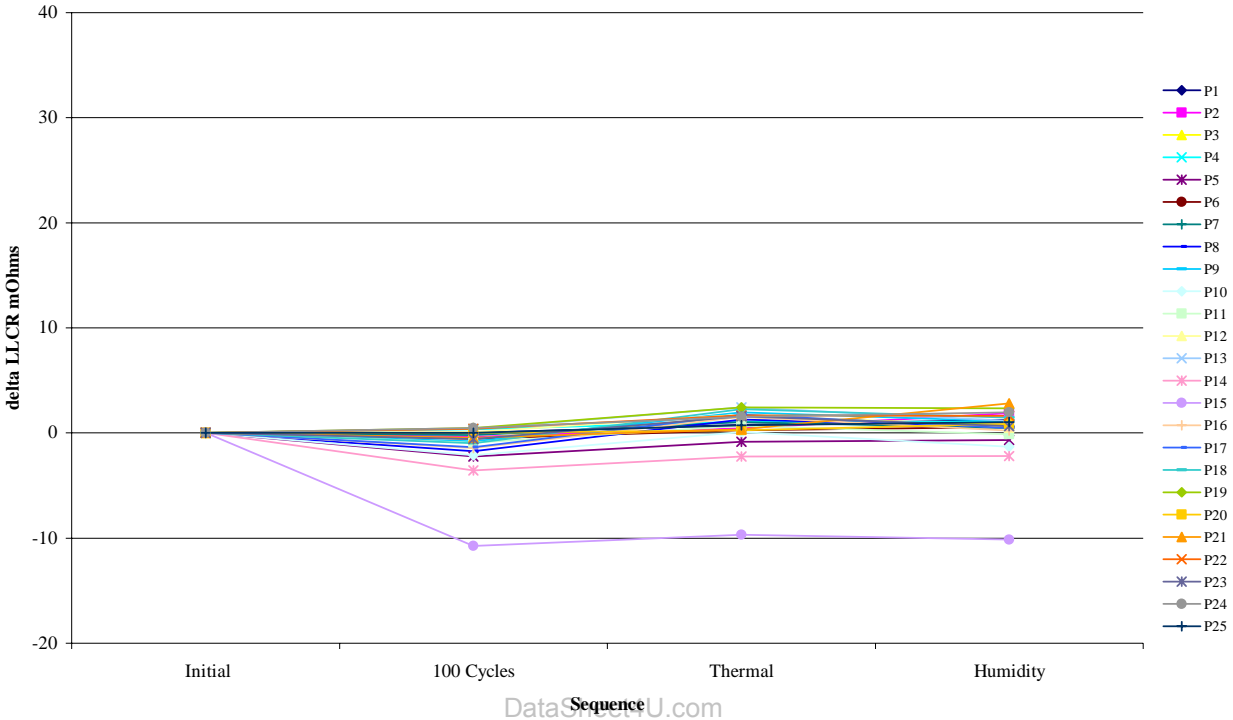
Board #4
Signal Contacts



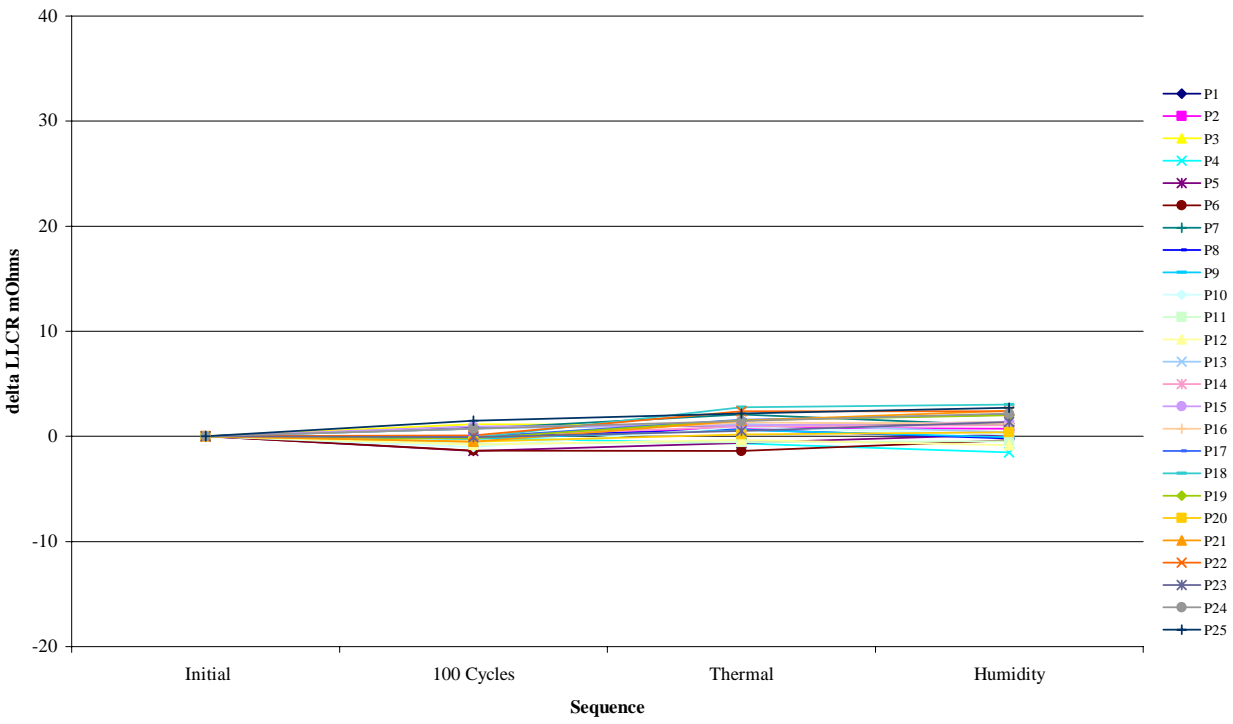
Tracking Code: TC0426--0462	Part #: QFSS-052-01-H-D-PC4
Part description: High Speed Shielded Socket	

DATA SUMMARIES Continued

Board #5
Signal Contacts



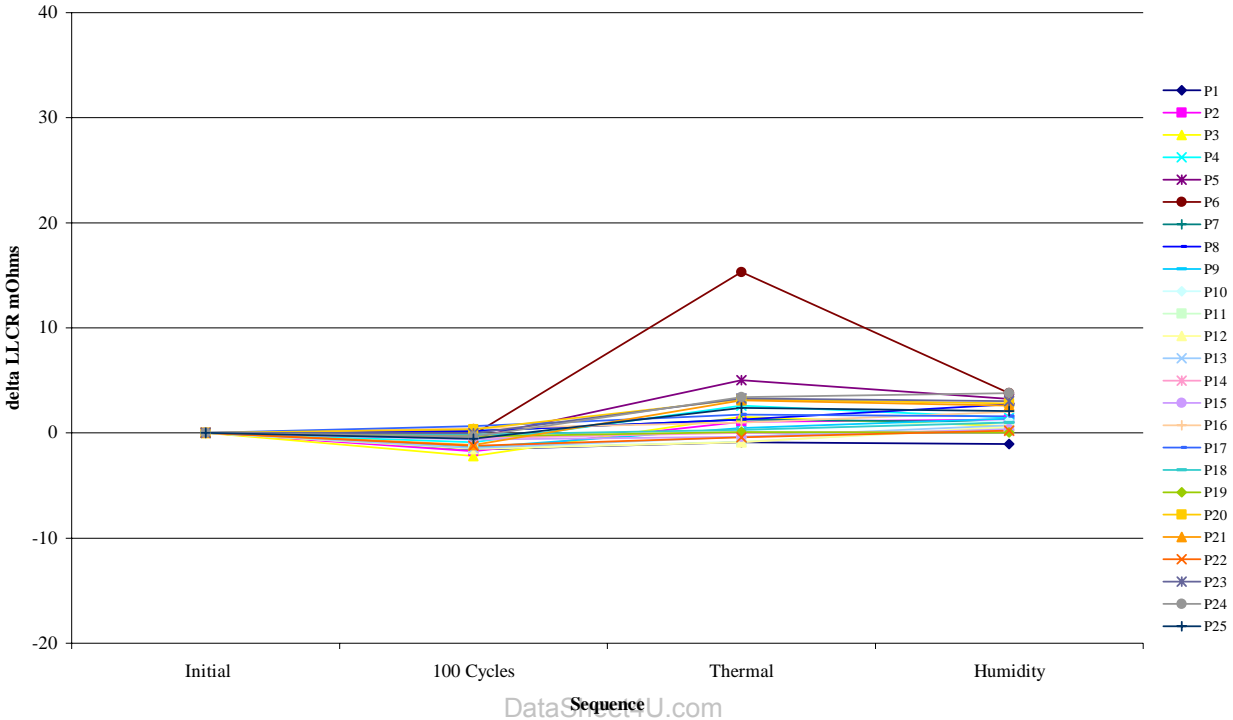
Board #6
Signal Contacts



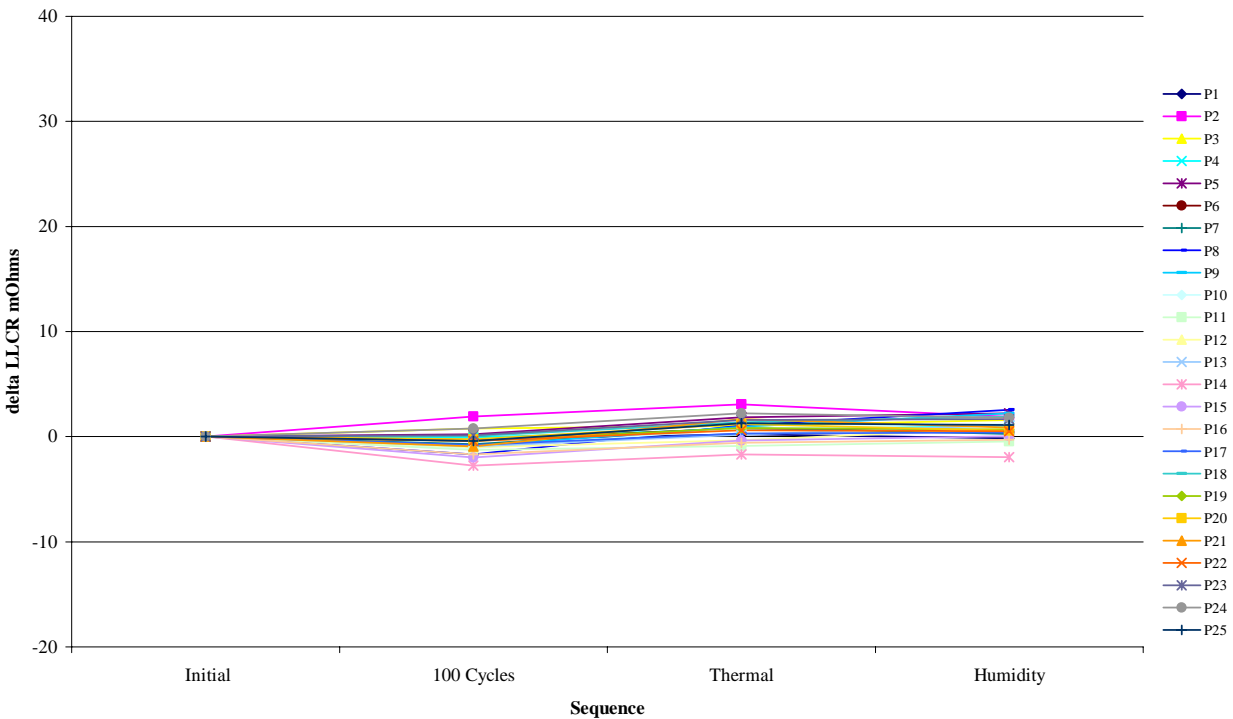
Tracking Code: TC0426--0462	Part #: QFSS-052-01-H-D-PC4
Part description: High Speed Shielded Socket	

DATA SUMMARIES Continued

Board #7
Signal Contacts



Board #8
Signal Contacts



Tracking Code: TC0426--0462	Part #: QFSS-052-01-H-D-PC4
Part description: High Speed Shielded Socket	

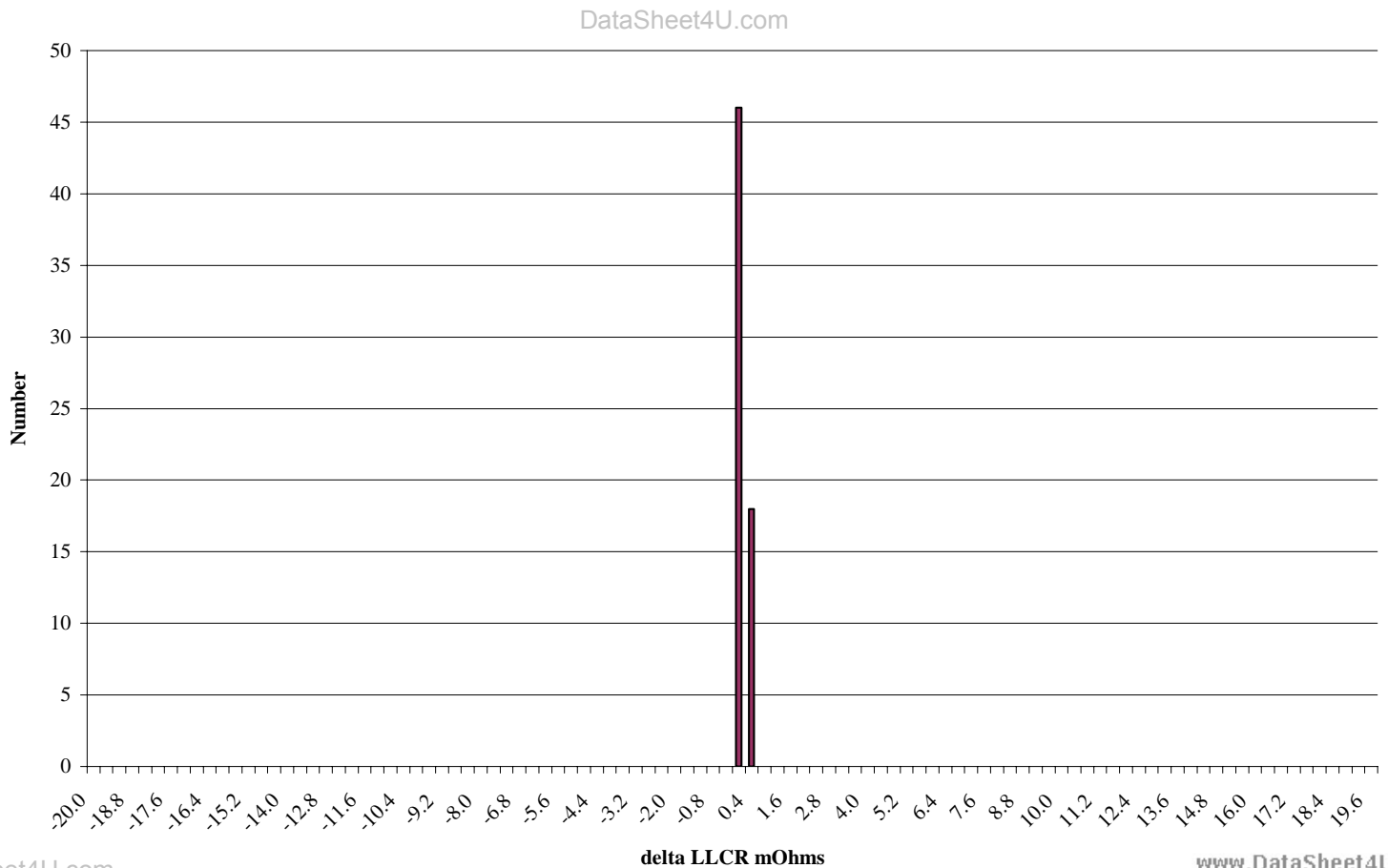
DATA SUMMARIES

LLCR, 100 Cycle Power Contact Durability with Environmental Stressing:

- 1) A total of 64 points were measured.
- 2) EIA-364-23, *Low Level Contact Resistance Test Procedure for Electrical Connectors and Sockets*.
- 3) A computer program, *LLCR 221.exe*, ensures repeatability for data acquisition.
- 4) The following guidelines are used to categorize the changes in LLCR as a result from stressing.
 - a. $\leq +5.0$ mOhms: ----- Stable
 - b. $+5.1$ to $+10.0$ mOhms:----- Minor
 - c. $+10.1$ to $+15.0$ mOhms: ----- Acceptable
 - d. $+15.1$ to $+50.0$ mOhms: ----- Marginal
 - e. $+50.1$ to $+2000$ mOhms ----- Unstable
 - f. $>+2000$ mOhms:----- Open Failure

mOhm values Power Contacts	Actual	Delta	Delta	Delta
	Initial	100 Cycles	Thermal	Humidity
Average	4.6	-0.1	0.0	-0.1
St. Dev.	0.1	0.1	0.2	0.1
Min	4.4	-0.4	-0.3	-0.4
Max	5.3	0.2	0.5	0.1
Count	64	64	64	64

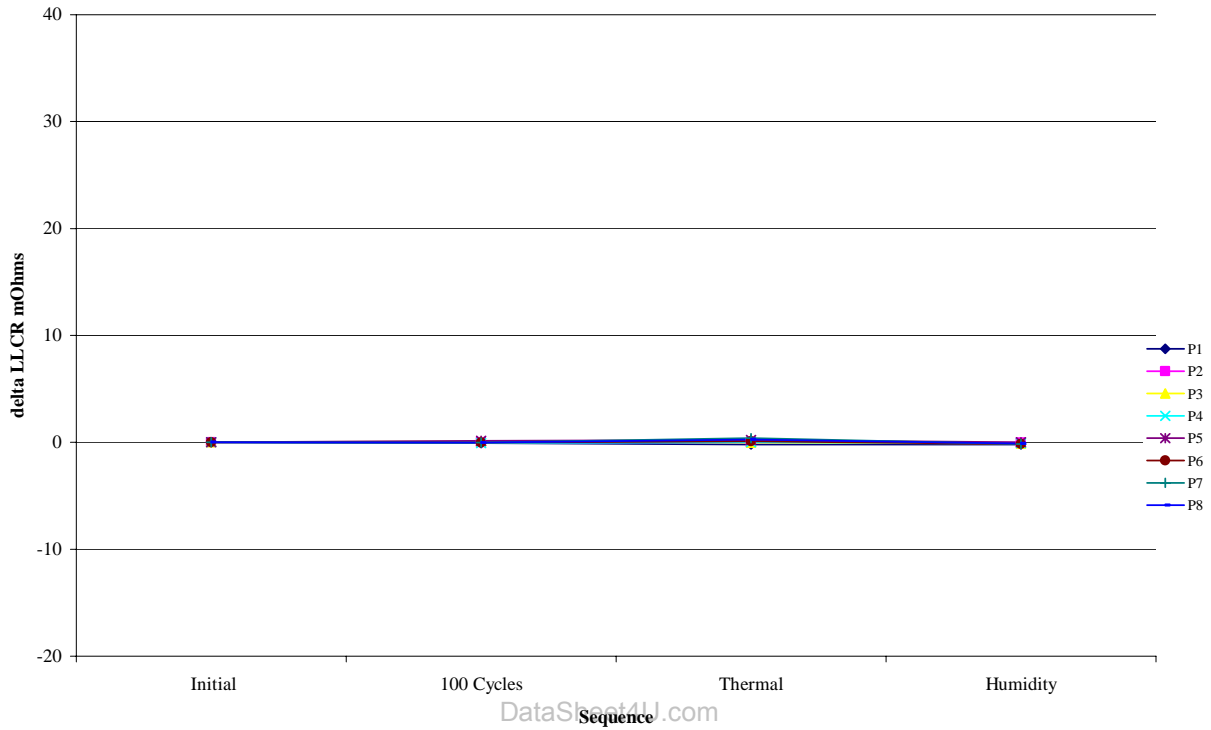
100 Cycle Power Contact Durability after Environmental Stressing



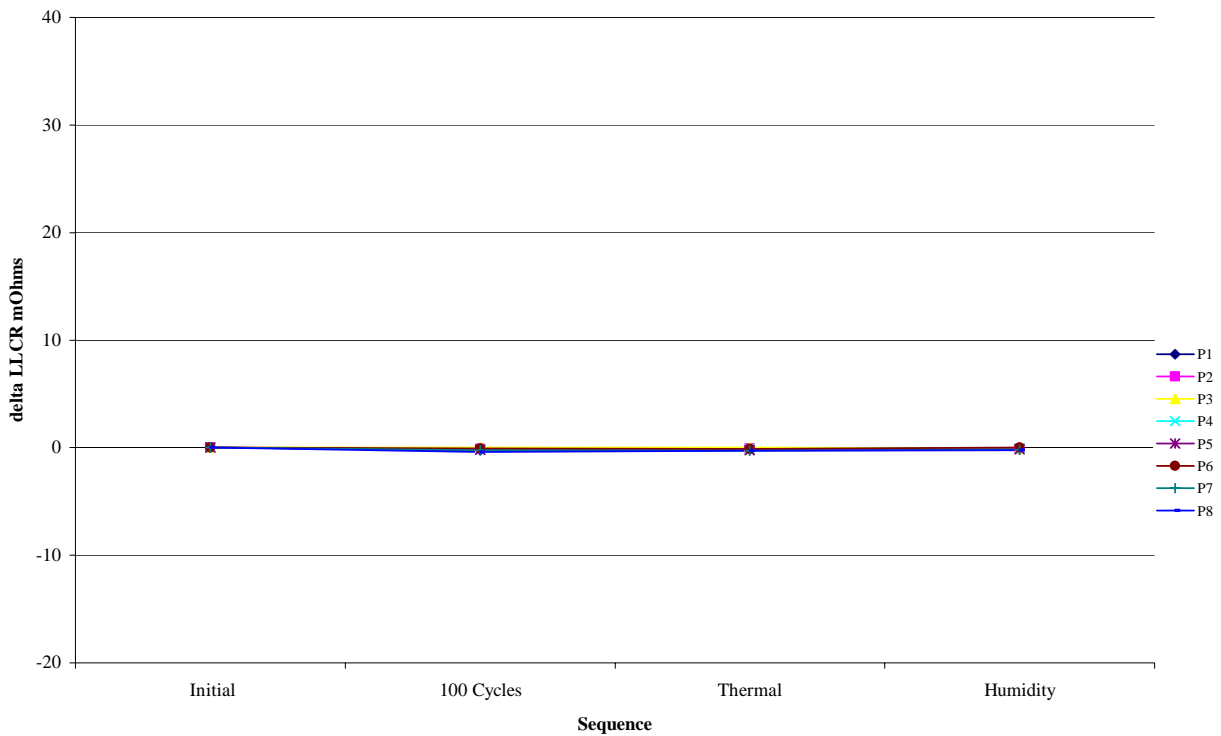
Tracking Code: TC0426--0462	Part #: QFSS-052-01-H-D-PC4
Part description: High Speed Shielded Socket	

DATA SUMMARIES Continued

Board #1
Power Contacts



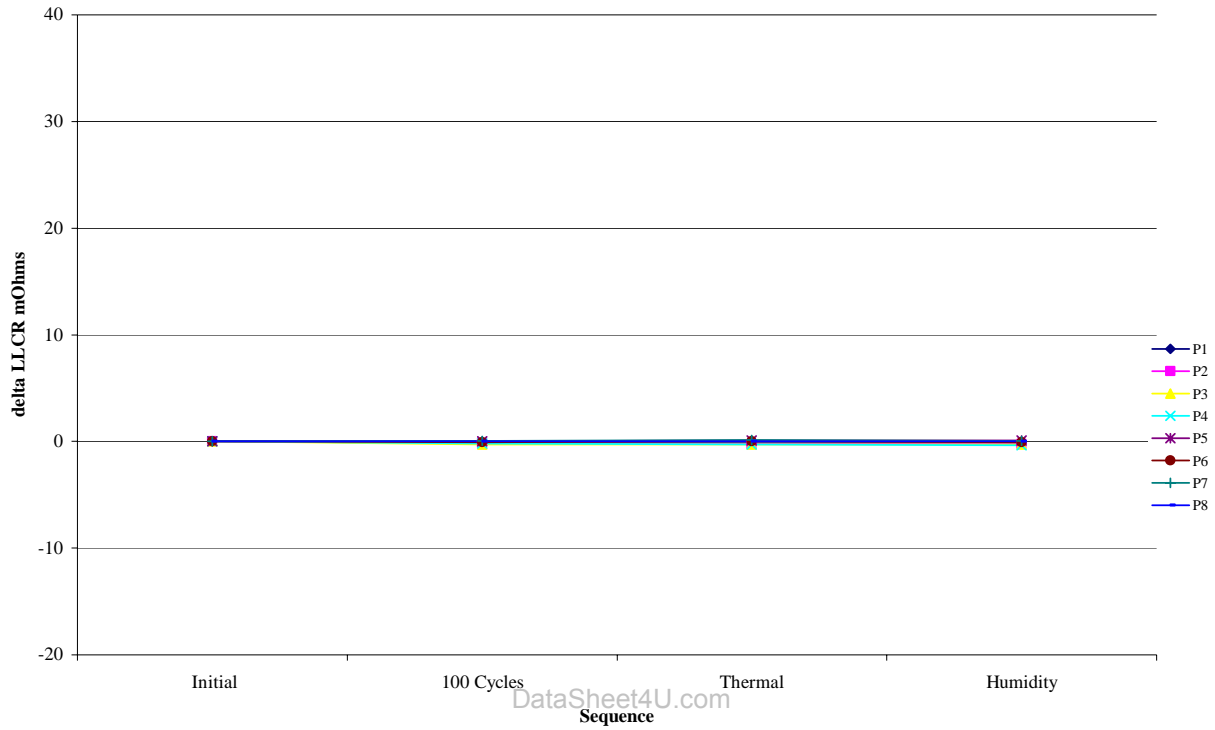
Board #2
Power Contacts



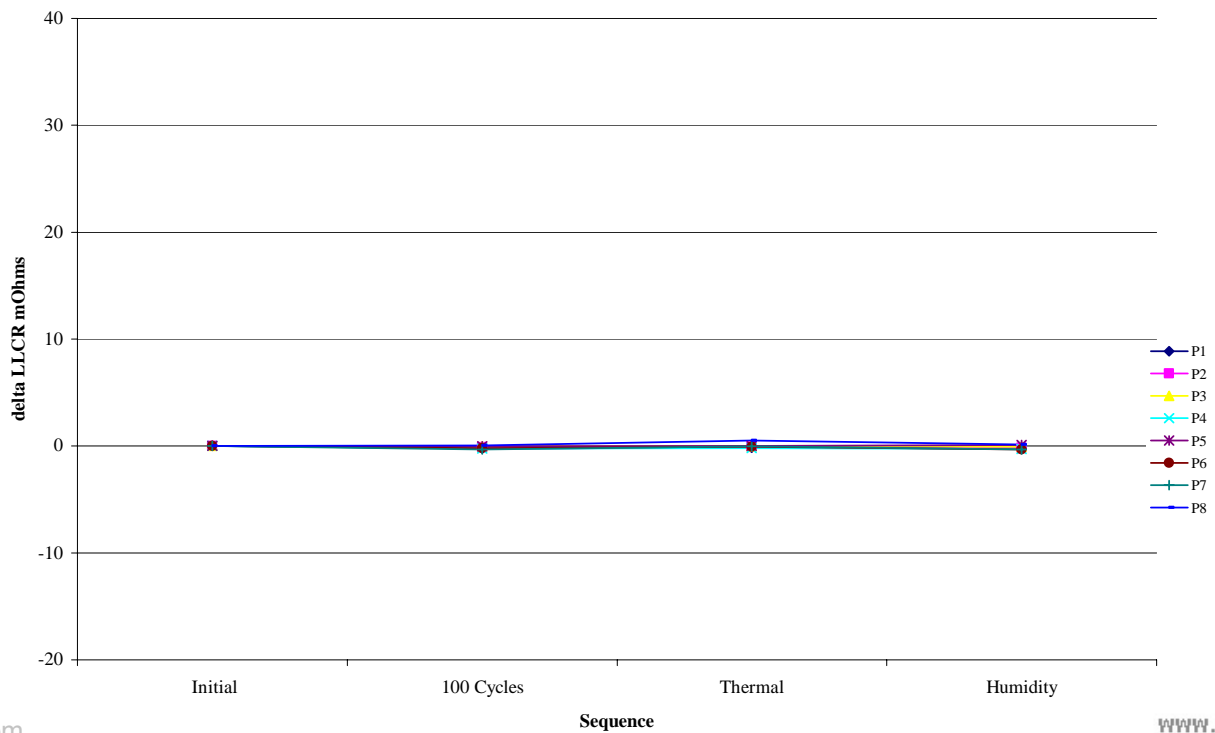
Tracking Code: TC0426--0462	Part #: QFSS-052-01-H-D-PC4
Part description: High Speed Shielded Socket	

DATA SUMMARIES Continued

Board #3
Power Contacts



Board #4
Power Contacts



et4U.com

DataShee

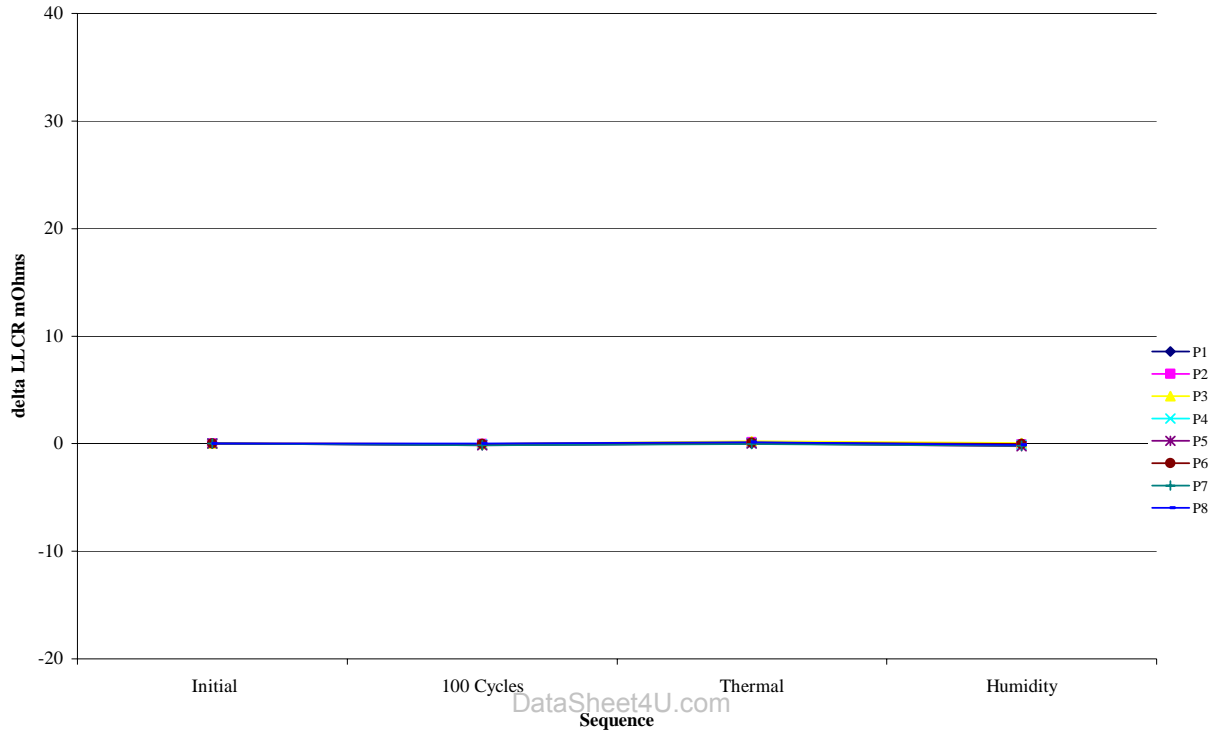
DataSheet4U.com

www.DataSheet4U.com

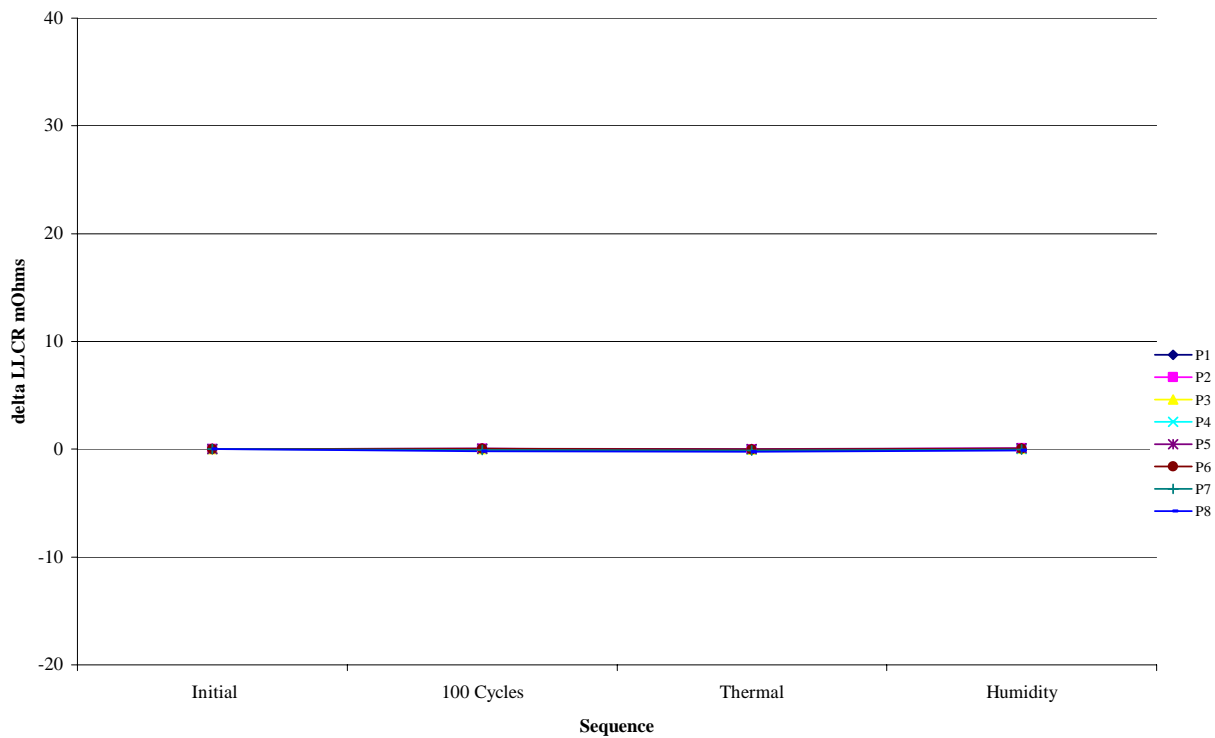
Tracking Code: TC0426--0462	Part #: QFSS-052-01-H-D-PC4
Part description: High Speed Shielded Socket	

DATA SUMMARIES Continued

Board #5
Power Contacts



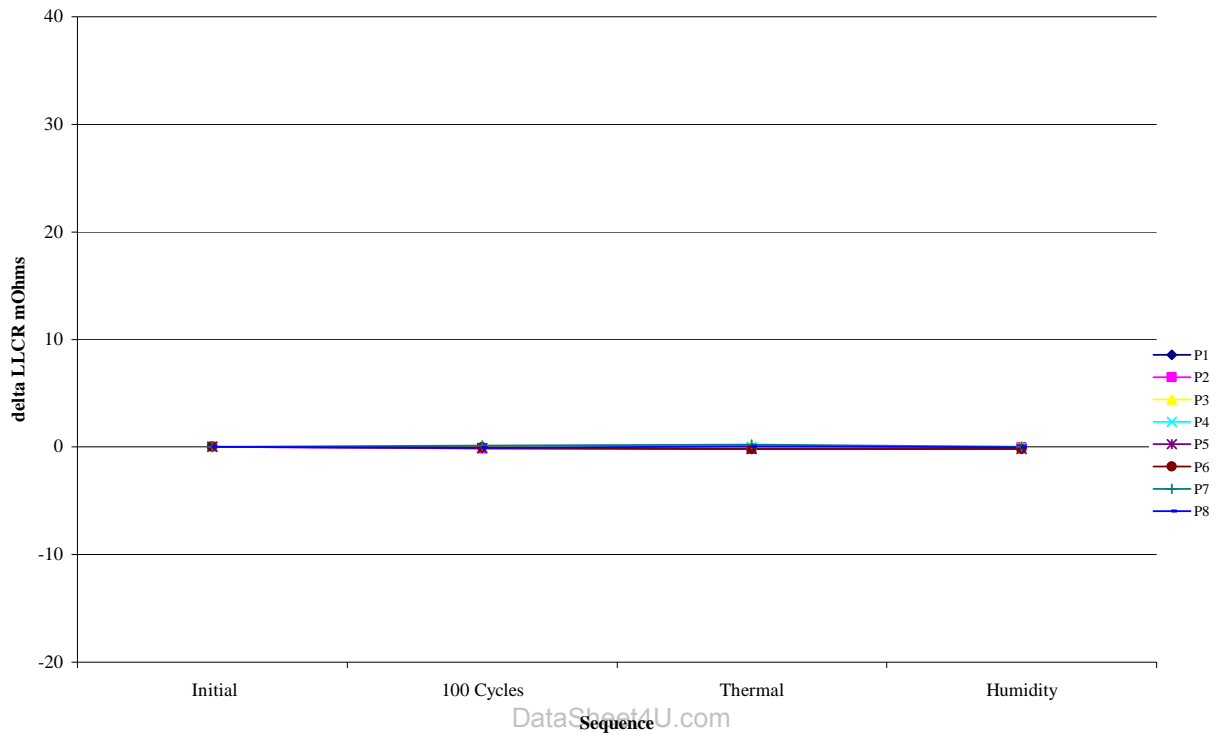
Board #6
Power Contacts



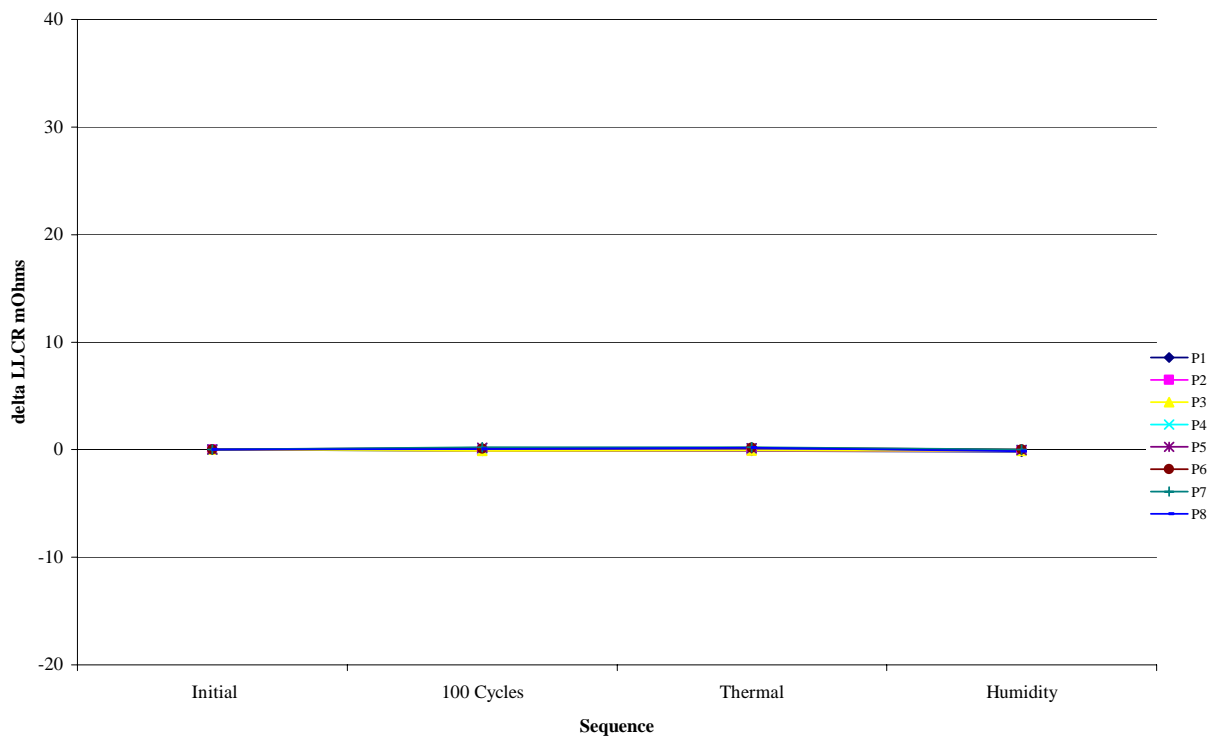
Tracking Code: TC0426--0462	Part #: QFSS-052-01-H-D-PC4
Part description: High Speed Shielded Socket	

DATA SUMMARIES Continued

Board #7
Power Contacts



Board #8
Power Contacts



Tracking Code: TC0426--0462	Part #: QFSS-052-01-H-D-PC4
Part description: High Speed Shielded Socket	

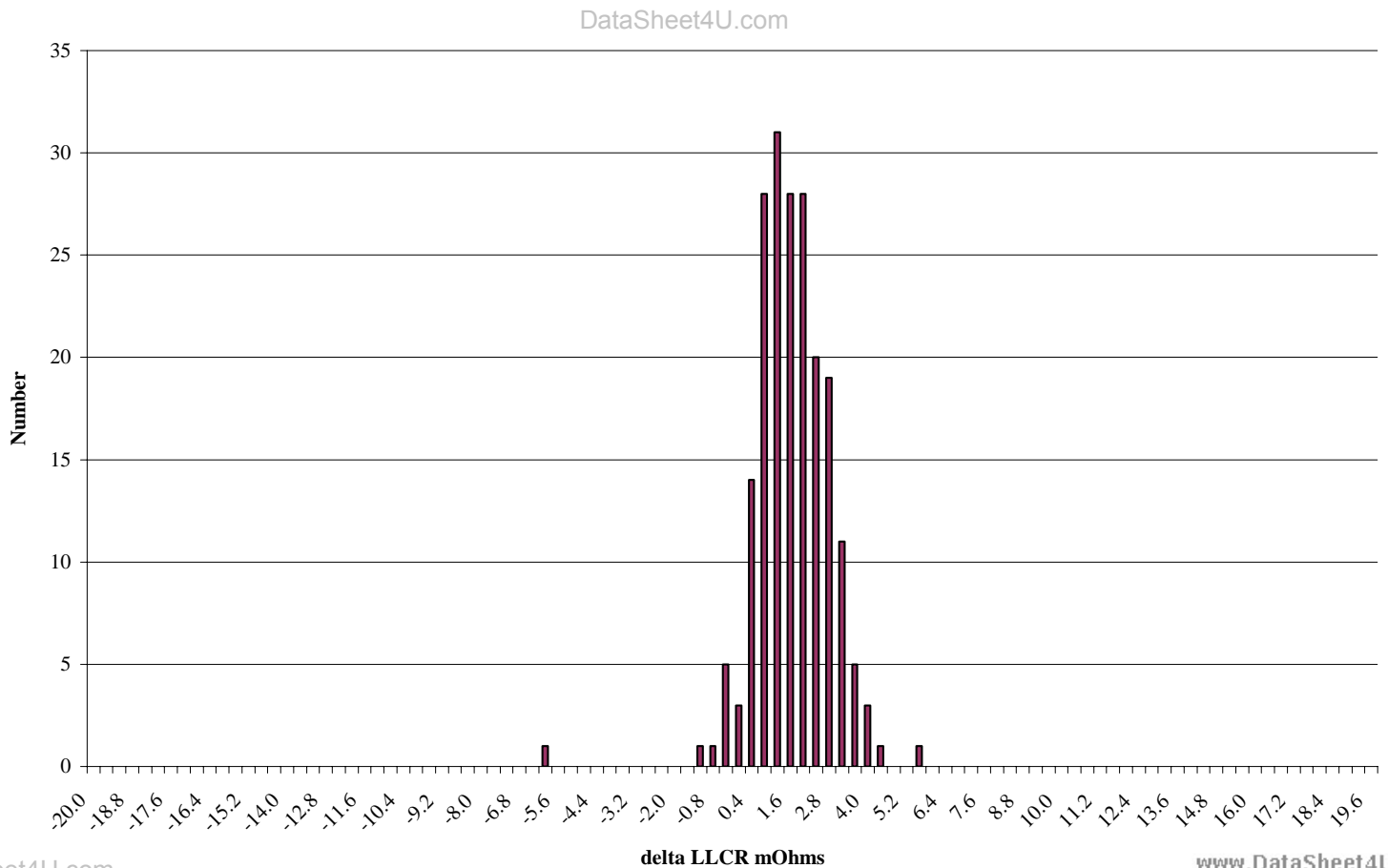
DATA SUMMARIES

LLCR, 250 Cycle Signal Contact Durability with Environmental Stressing:

- 1) A total of 200 points were measured.
- 2) EIA-364-23, *Low Level Contact Resistance Test Procedure for Electrical Connectors and Sockets*.
- 3) A computer program, *LLCR 221.exe*, ensures repeatability for data acquisition.
- 4) The following guidelines are used to categorize the changes in LLCR as a result from stressing.
 - a. $\leq +5.0$ mOhms: ----- Stable
 - b. $+5.1$ to $+10.0$ mOhms:----- Minor
 - c. $+10.1$ to $+15.0$ mOhms: ----- Acceptable
 - d. $+15.1$ to $+50.0$ mOhms: ----- Marginal
 - e. $+50.1$ to $+2000$ mOhms ----- Unstable
 - f. $>+2000$ mOhms:----- Open Failure

mOhm values Signal Contacts	Actual Initial	Delta 250 Cycles	Delta Thermal	Delta Humidity
Average	22.9	-0.3	1.6	1.5
St. Dev.	1.4	1.0	1.4	1.2
Min	19.8	-5.3	-1.9	-6.3
Max	31.4	2.0	10.3	5.4
Count	200	200	200	200

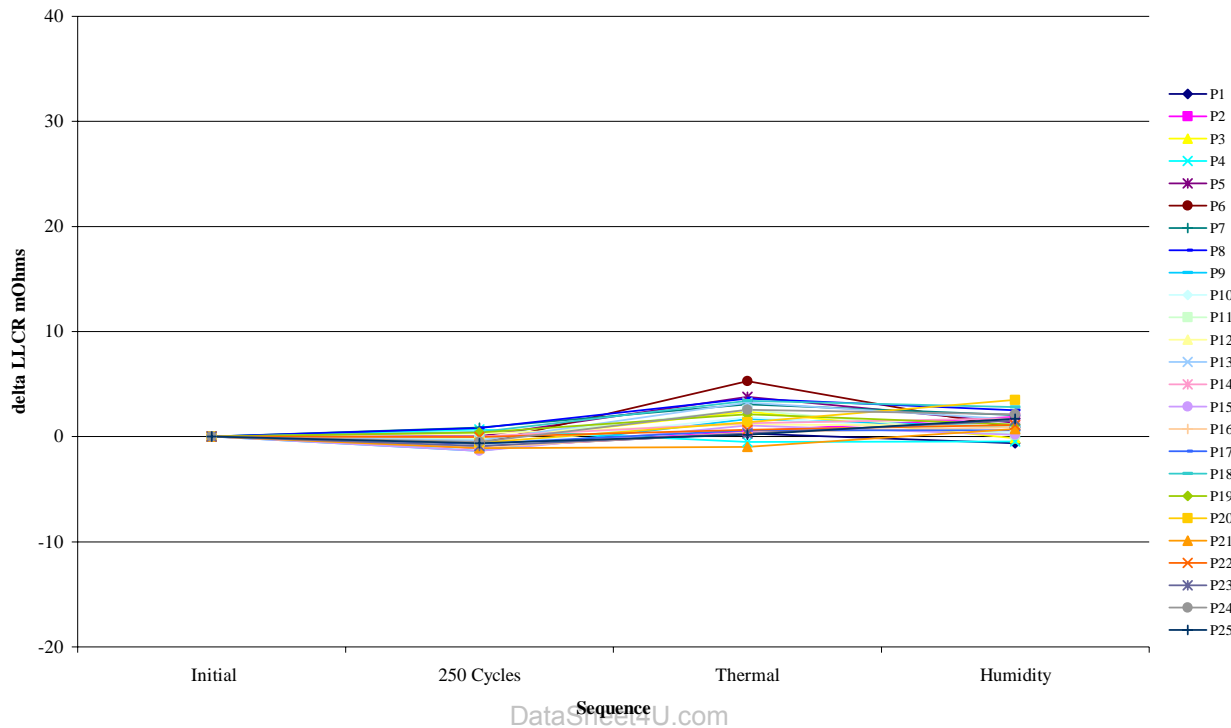
250 Cycle Signal Contact Durability after Environmental Stressing



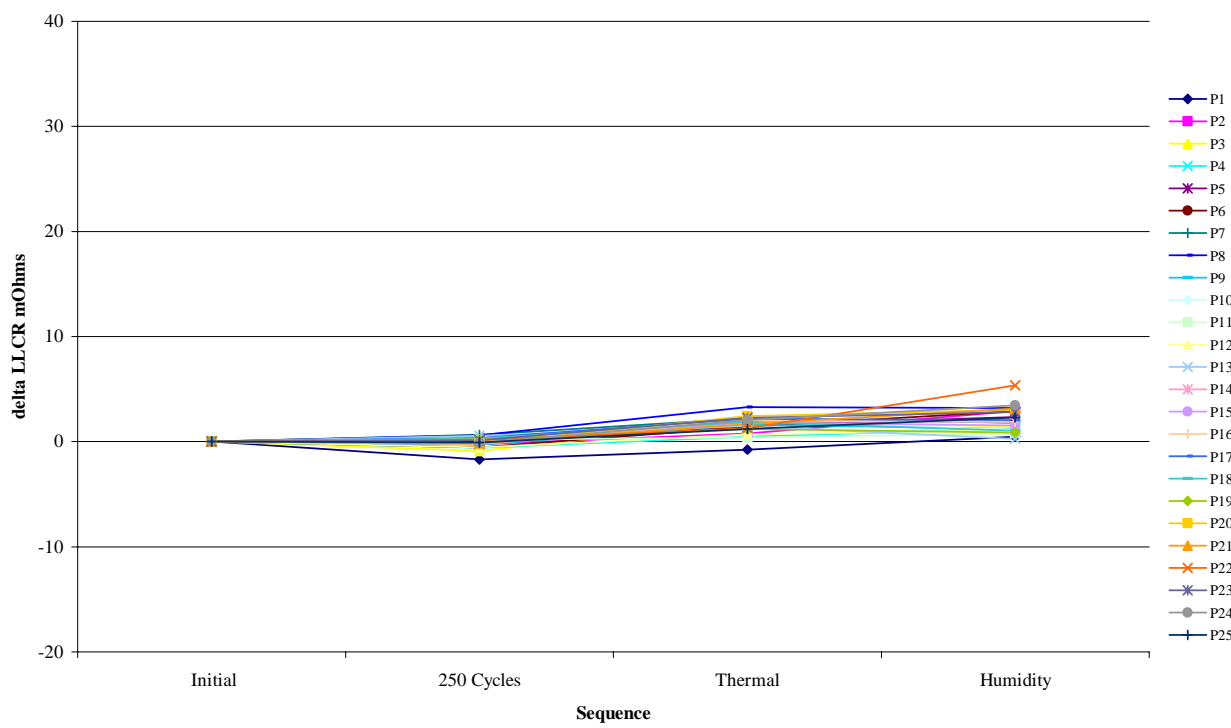
Tracking Code: TC0426--0462	Part #: QFSS-052-01-H-D-PC4
Part description: High Speed Shielded Socket	

DATA SUMMARIES Continued

Board #1
Signal Contacts



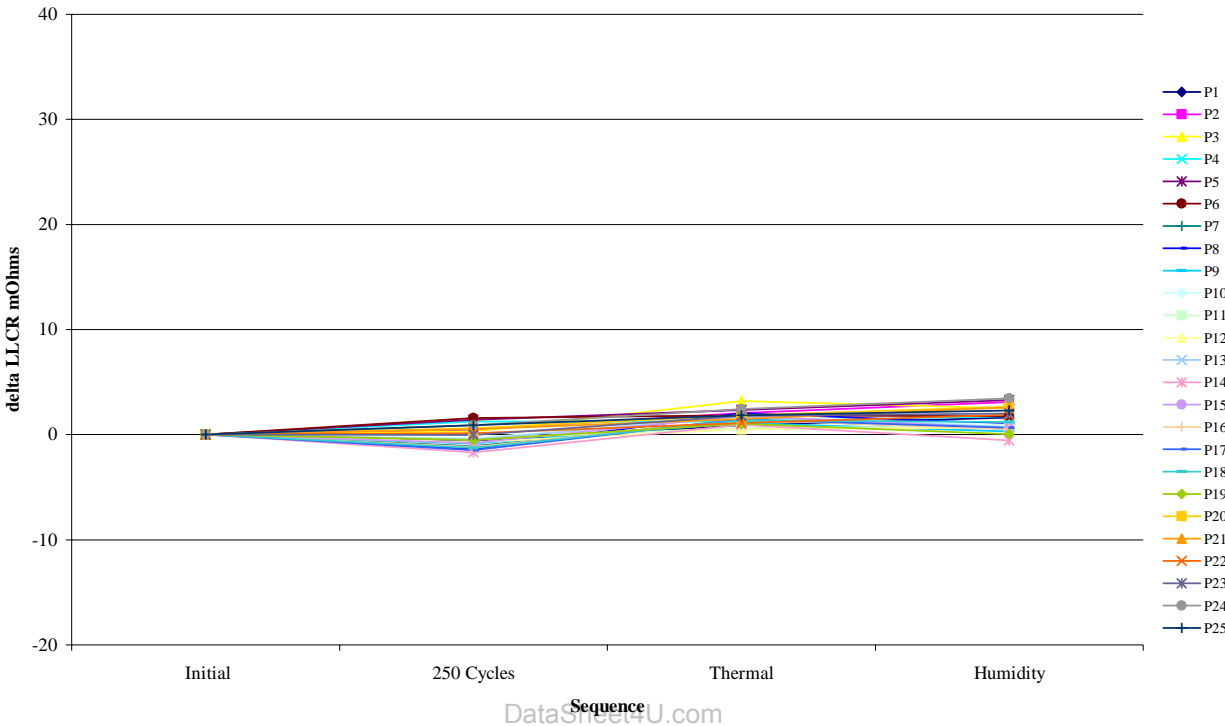
Board #2
Signal Contacts



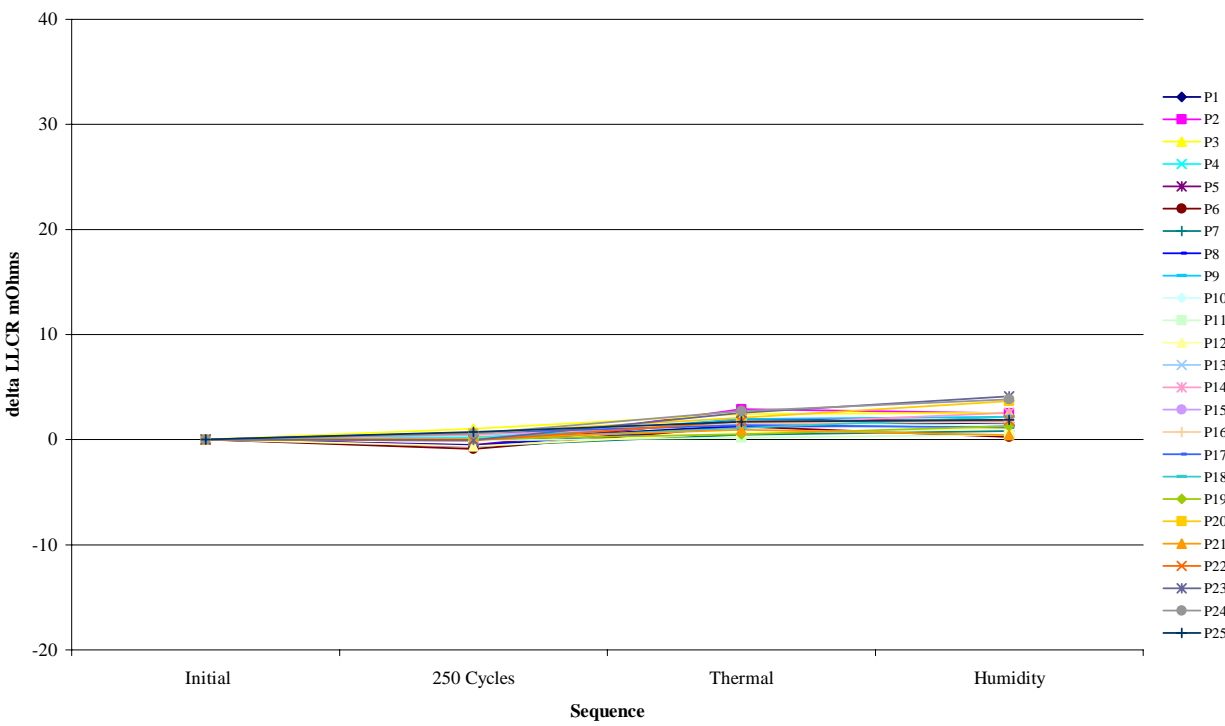
Tracking Code: TC0426--0462	Part #: QFSS-052-01-H-D-PC4
Part description: High Speed Shielded Socket	

DATA SUMMARIES Continued

Board #3
Signal Contacts



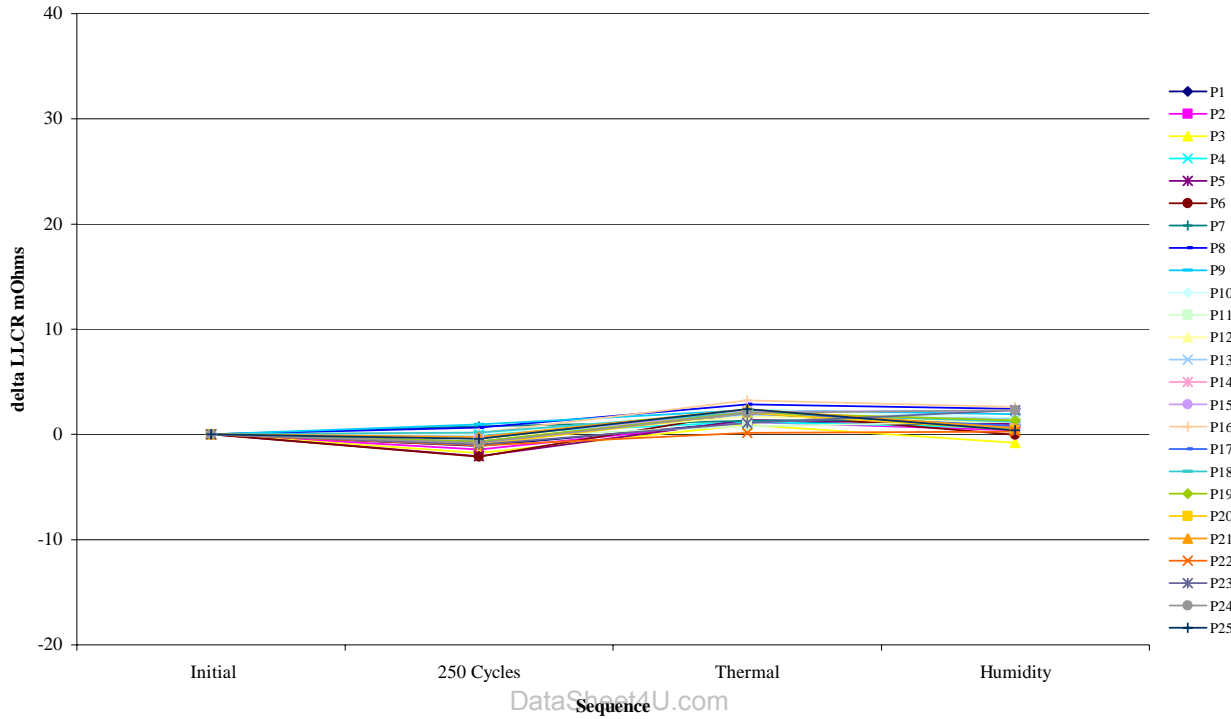
Board #4
Signal Contacts



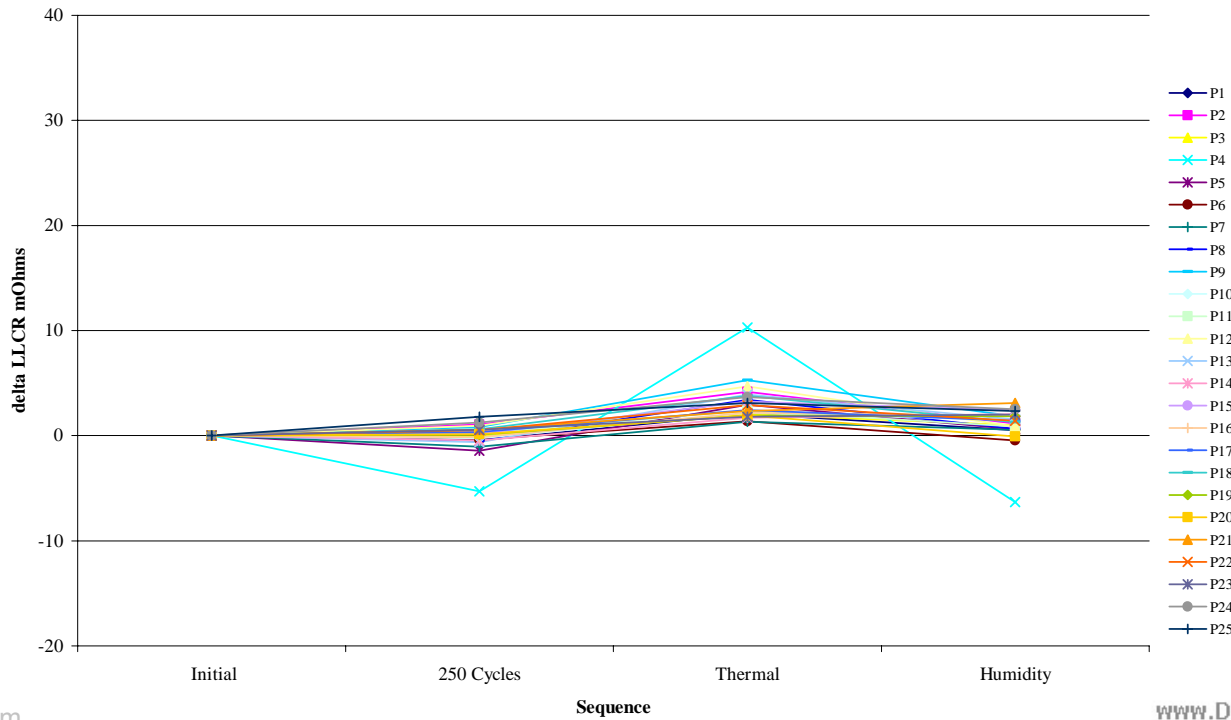
Tracking Code: TC0426--0462	Part #: QFSS-052-01-H-D-PC4
Part description: High Speed Shielded Socket	

DATA SUMMARIES Continued

Board #5
Signal Contacts



Board #6
Signal Contacts



et4U.com

DataShee

DataSheet4U.com

www.DataSheet4U.com

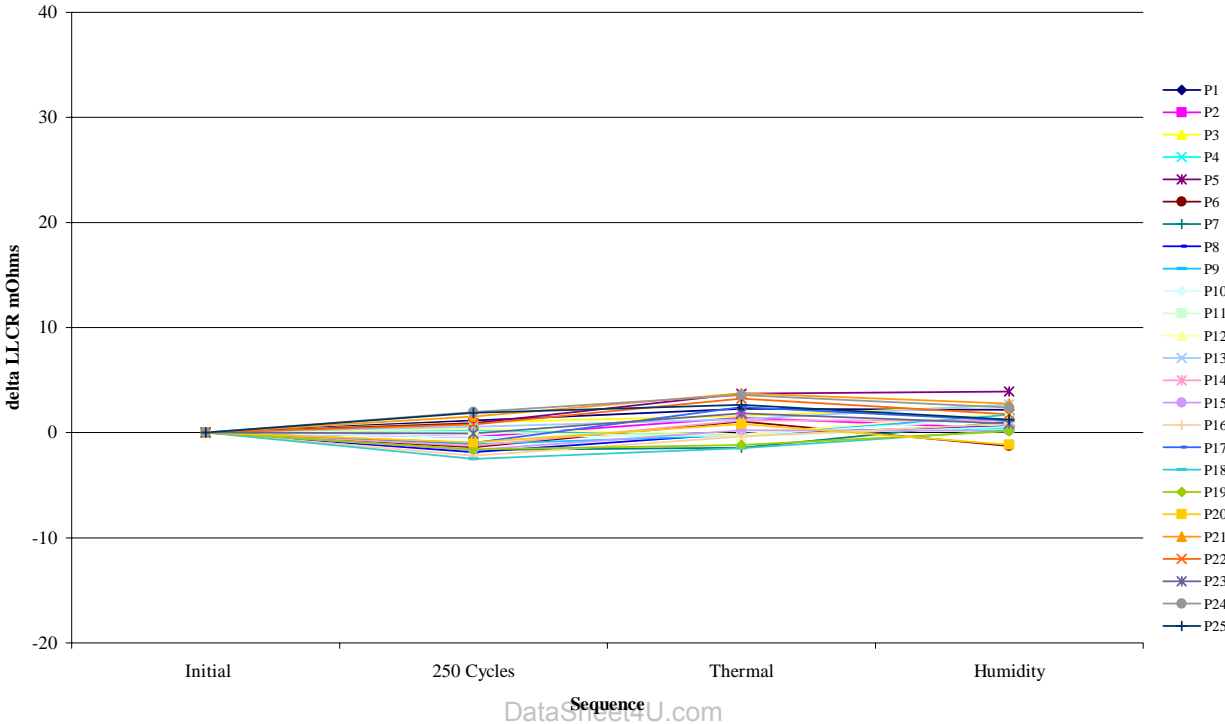
DataSheet4U.com

DataSheet4U.com

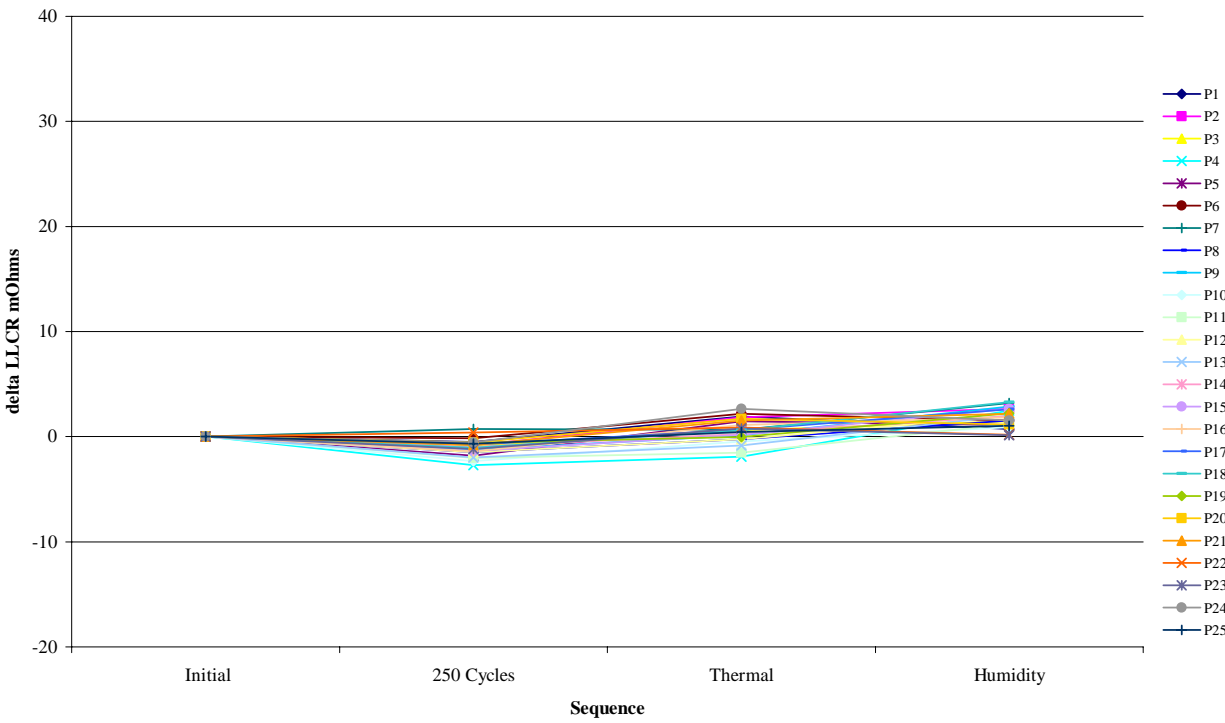
Tracking Code: TC0426--0462	Part #: QFSS-052-01-H-D-PC4
Part description: High Speed Shielded Socket	

DATA SUMMARIES Continued

Board #7
Signal Contacts



Board #8
Signal Contacts



Tracking Code: TC0426--0462

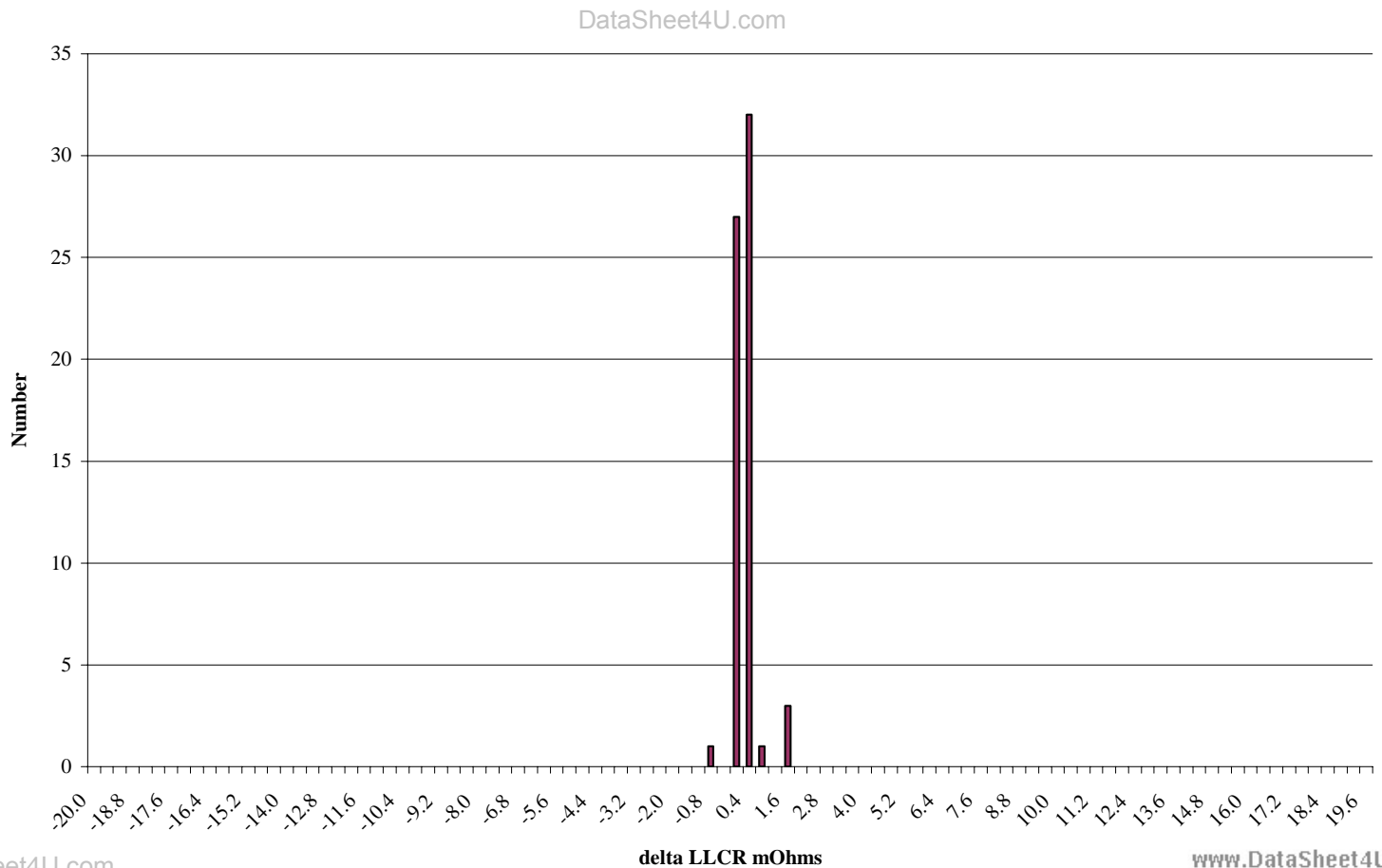
Part #: QFSS-052-01-H-D-PC4

Part description: High Speed Shielded Socket

DATA SUMMARIES**LLCR, 250 Cycle Power Contact Durability with Environmental Stressing:**

- 1) A total of 64 points were measured.
- 2) EIA-364-23, *Low Level Contact Resistance Test Procedure for Electrical Connectors and Sockets*.
- 3) A computer program, *LLCR 221.exe*, ensures repeatability for data acquisition.
- 4) The following guidelines are used to categorize the changes in LLCR as a result from stressing.
 - a. $\leq +5.0$ mOhms: ----- Stable
 - b. $+5.1$ to $+10.0$ mOhms:----- Minor
 - c. $+10.1$ to $+15.0$ mOhms: ----- Acceptable
 - d. $+15.1$ to $+50.0$ mOhms: ----- Marginal
 - e. $+50.1$ to $+2000$ mOhms ----- Unstable
 - f. $>+2000$ mOhms:----- Open Failure

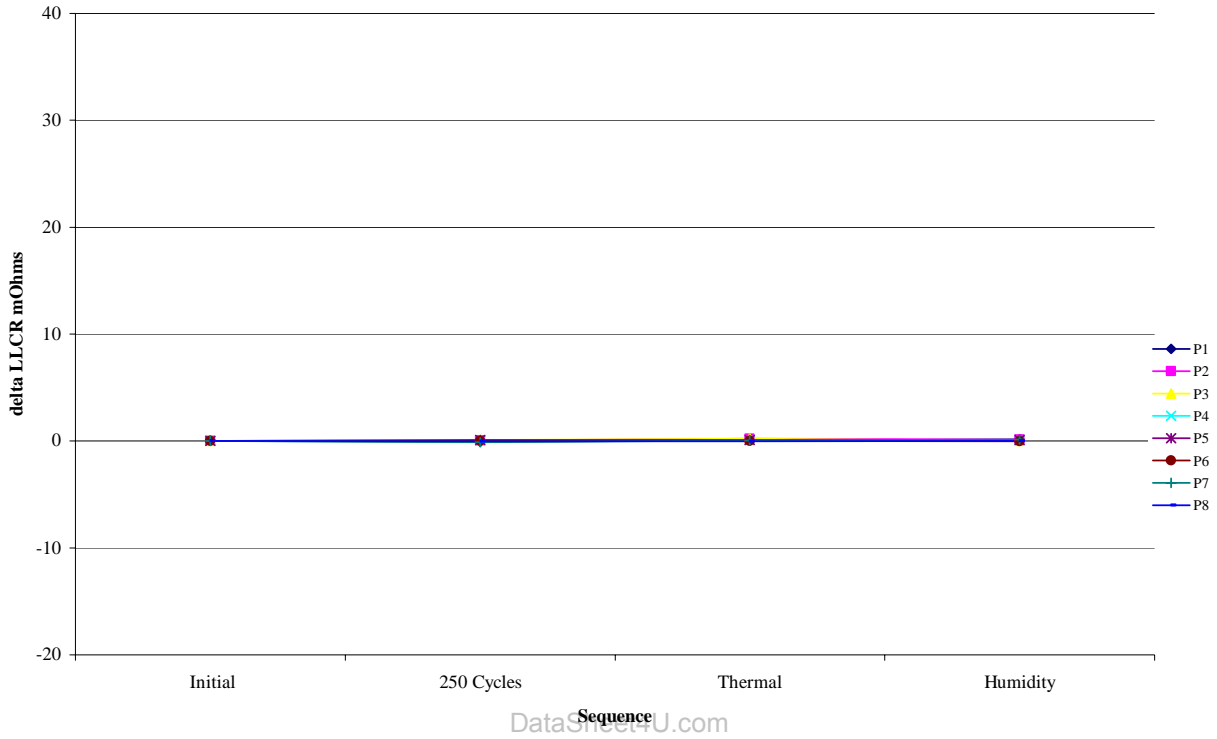
mOhm values Power Contacts	Actual	Delta	Delta	Delta
	Initial	250 Cycles	Thermal	Humidity
Average	4.6	0.0	0.0	0.1
St. Dev.	0.1	0.2	0.2	0.3
Min	4.4	-0.8	-0.7	-0.8
Max	5.1	0.4	0.6	1.4
Count	64	64	64	64

250 Cycle Power Contact Durability after Environmental Stressing

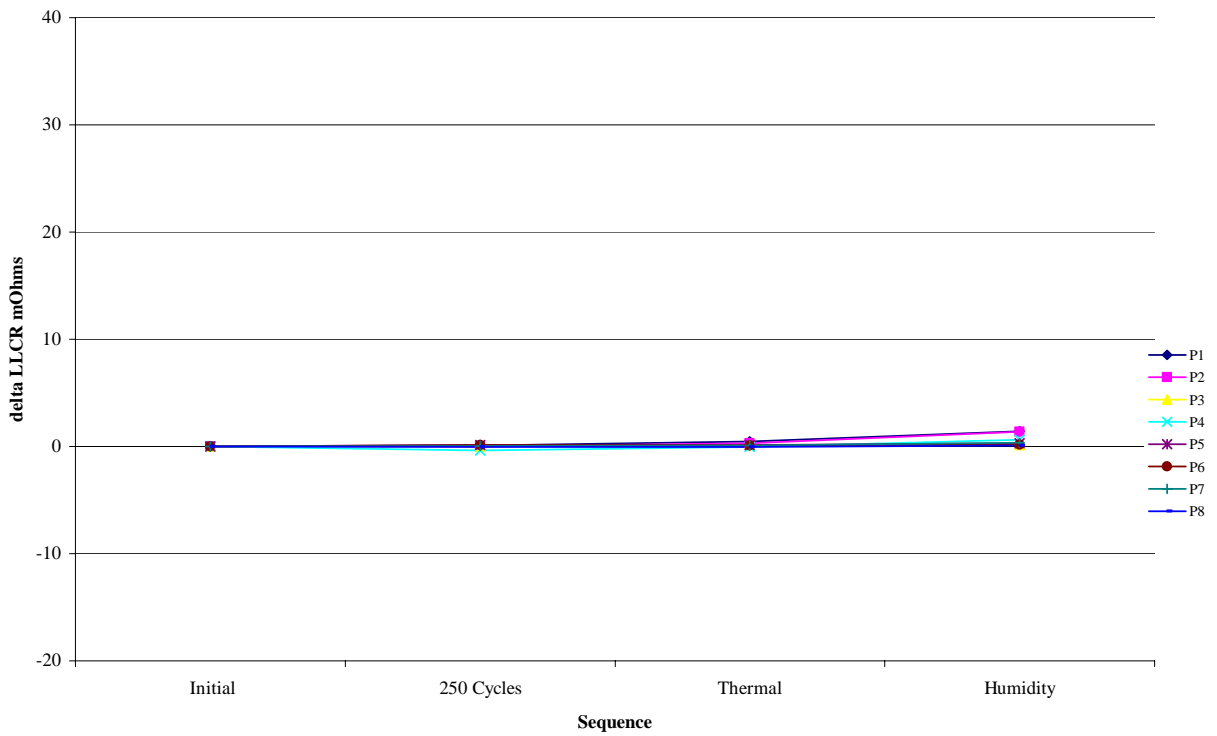
Tracking Code: TC0426--0462	Part #: QFSS-052-01-H-D-PC4
Part description: High Speed Shielded Socket	

DATA SUMMARIES Continued

Board #1
Power Contacts



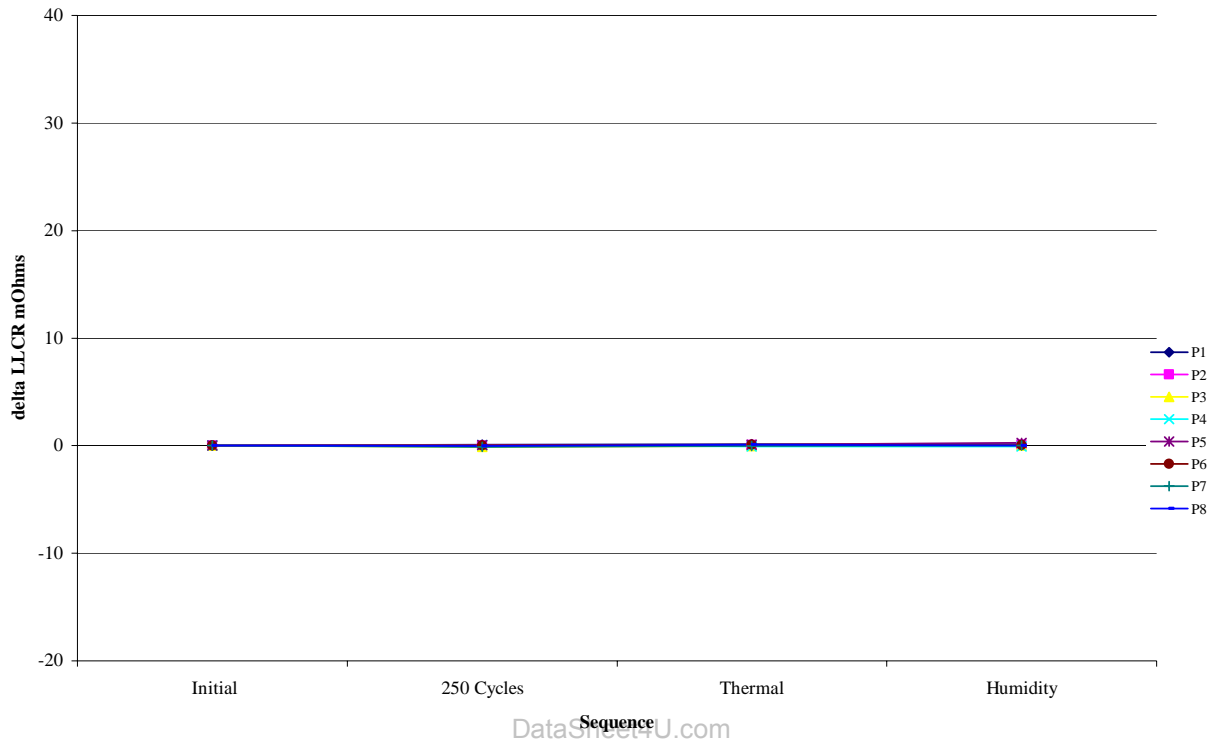
Board #2
Power Contacts



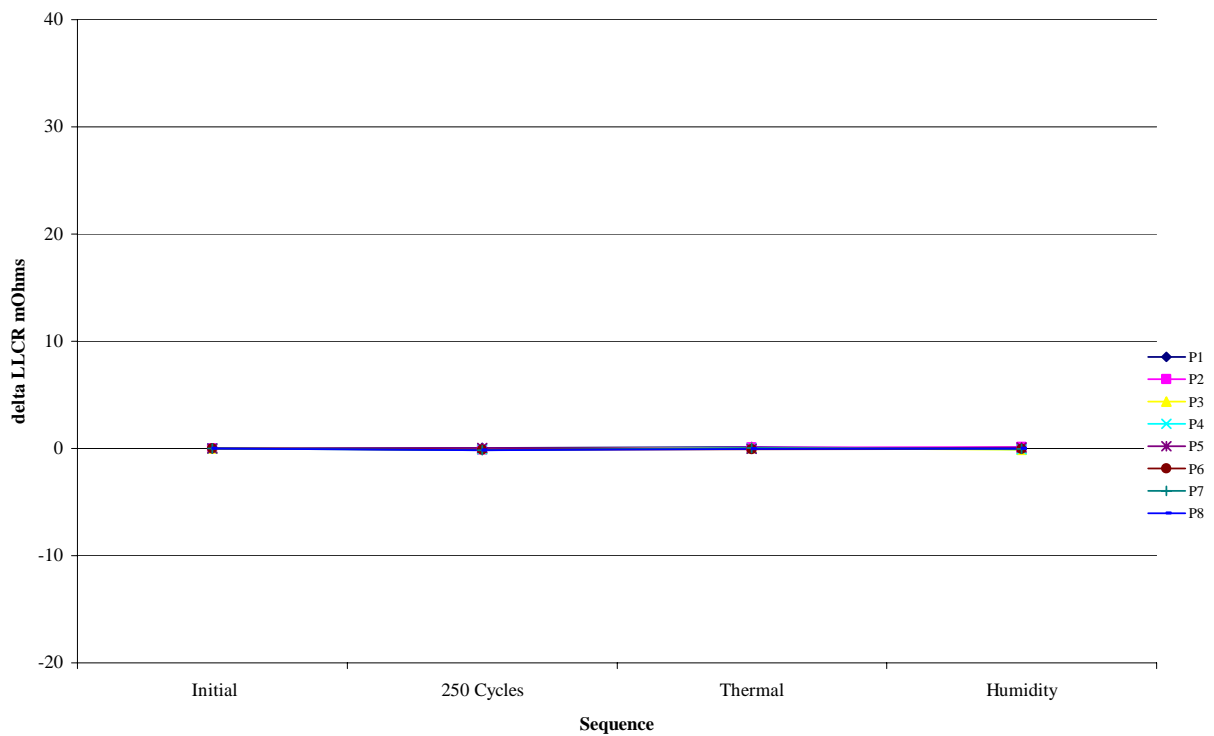
Tracking Code: TC0426--0462	Part #: QFSS-052-01-H-D-PC4
Part description: High Speed Shielded Socket	

DATA SUMMARIES Continued

Board #3
Power Contacts



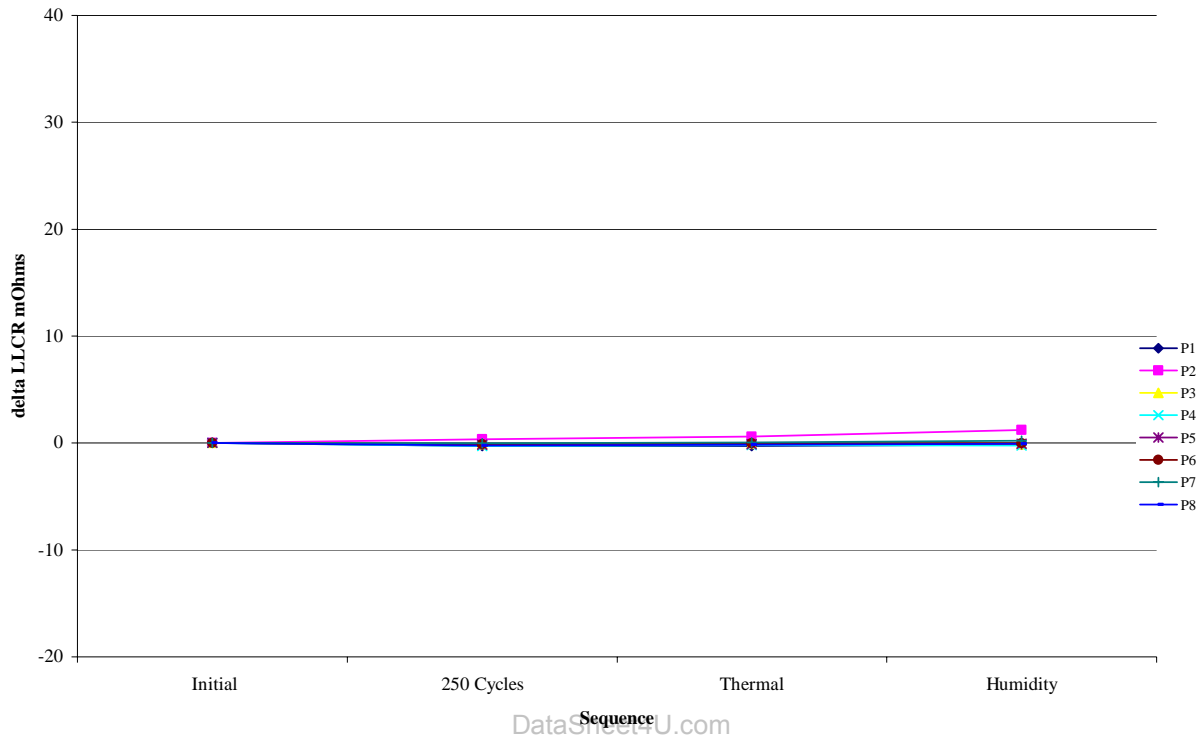
Board #4
Power Contacts



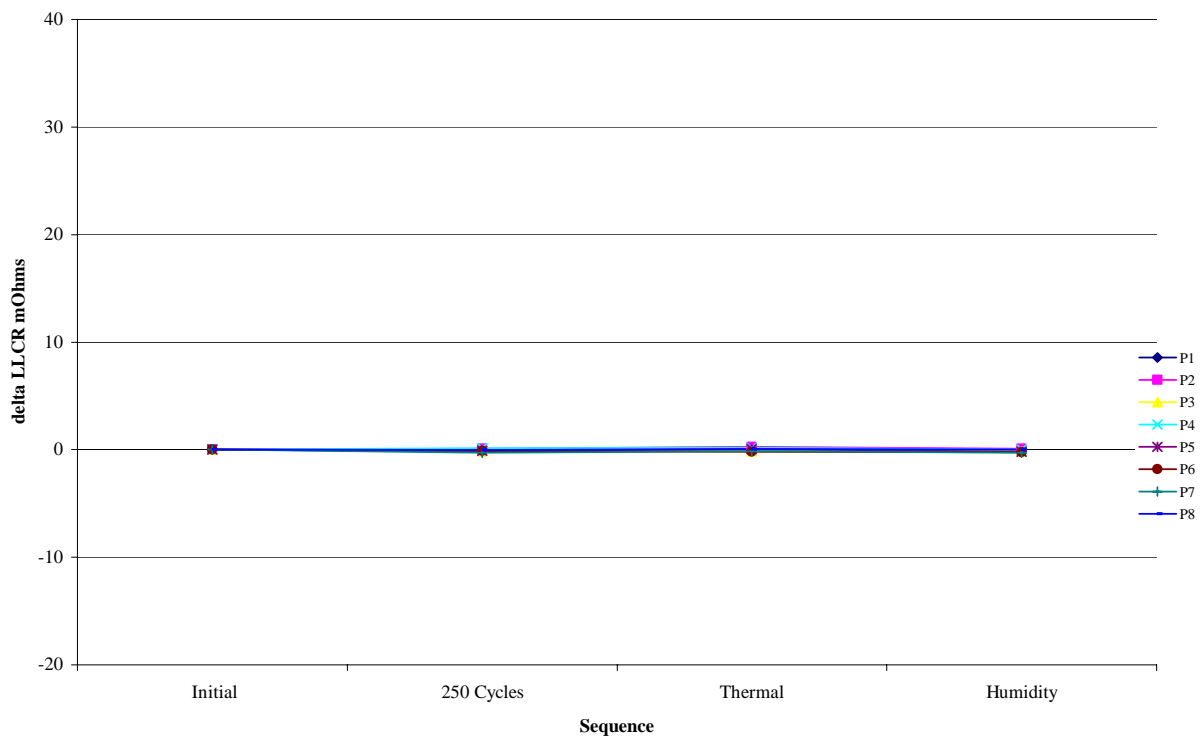
Tracking Code: TC0426--0462	Part #: QFSS-052-01-H-D-PC4
Part description: High Speed Shielded Socket	

DATA SUMMARIES Continued

Board #5
Power Contacts



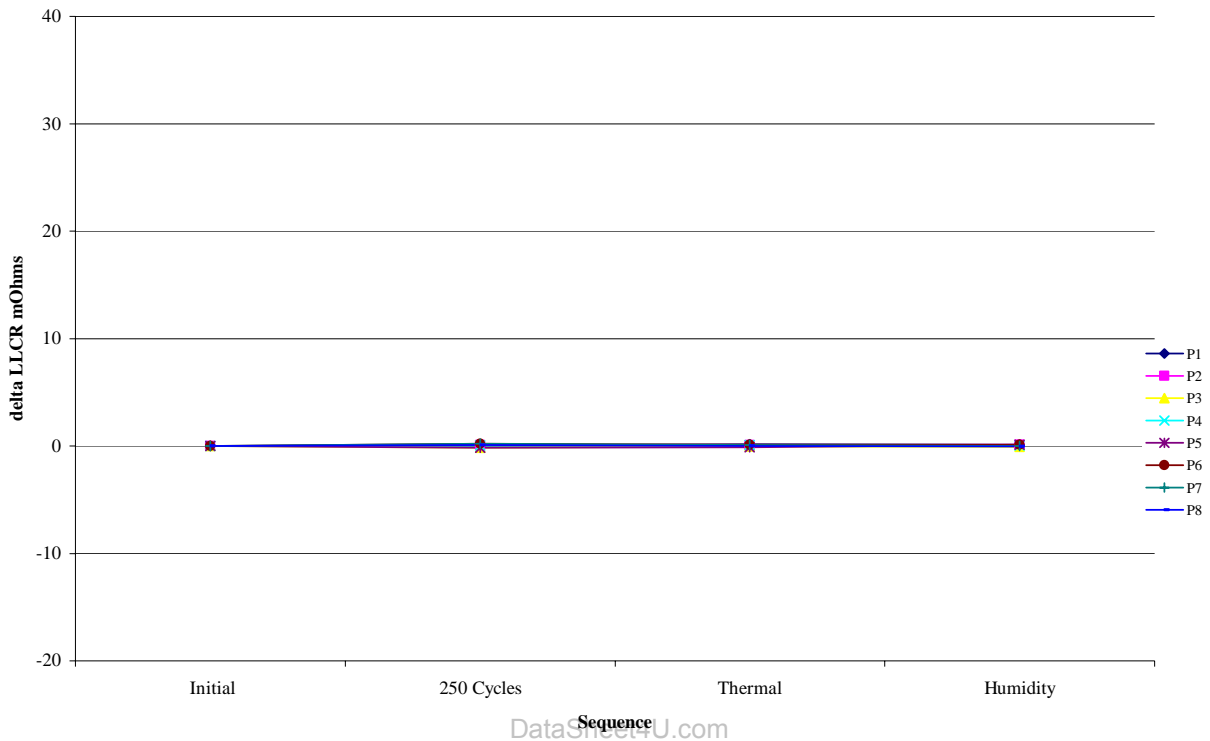
Board #6
Power Contacts



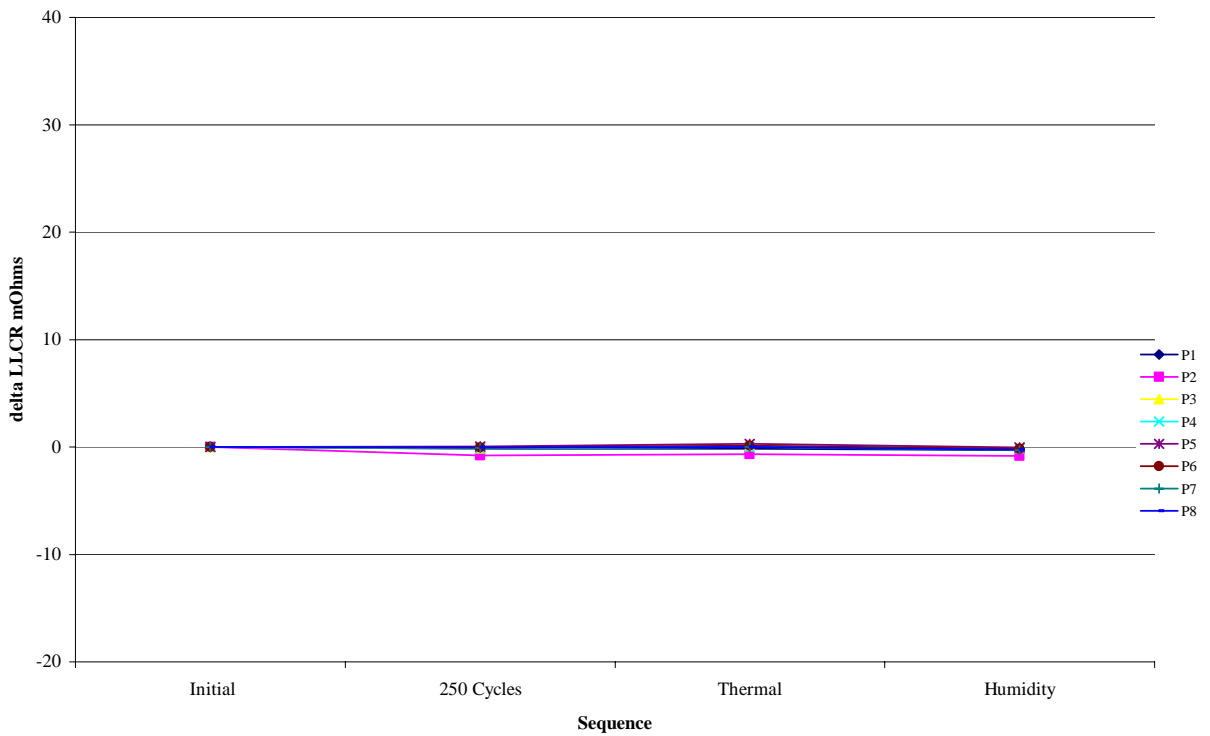
Tracking Code: TC0426--0462	Part #: QFSS-052-01-H-D-PC4
Part description: High Speed Shielded Socket	

DATA SUMMARIES Continued

Board #7
Power Contacts



Board #8
Power Contacts



Tracking Code: TC0426--0462	Part #: QFSS-052-01-H-D-PC4
Part description: High Speed Shielded Socket	

DATA SUMMARIES

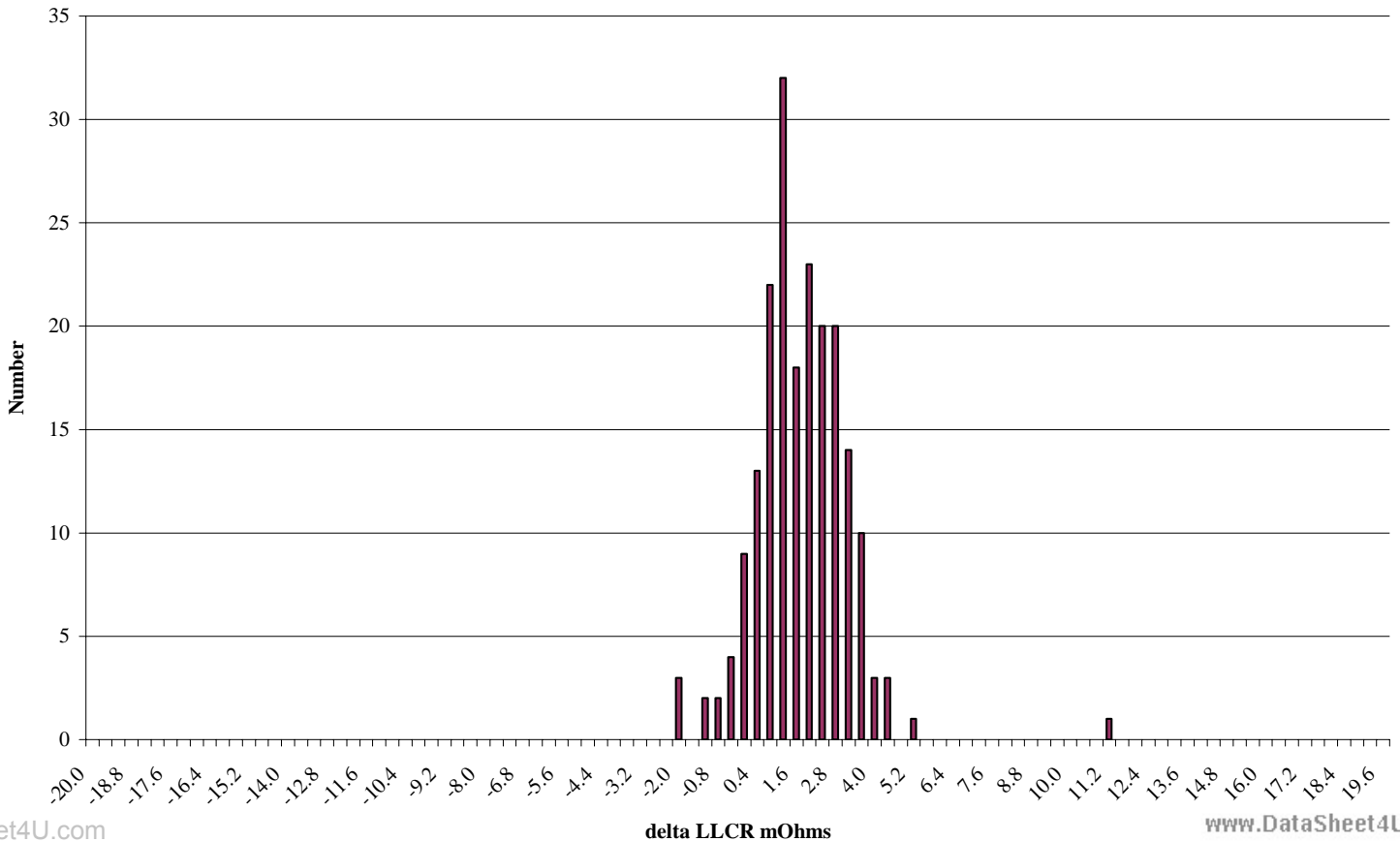
LLCR, 500 Cycle Signal Contact Durability with Environmental Stressing:

- 1) A total of 200 points were measured.
- 2) EIA-364-23, *Low Level Contact Resistance Test Procedure for Electrical Connectors and Sockets*.
- 3) A computer program, *LLCR 221.exe*, ensures repeatability for data acquisition.
- 4) The following guidelines are used to categorize the changes in LLCR as a result from stressing.
 - a. $\leq +5.0$ mOhms: ----- Stable
 - b. $+5.1$ to $+10.0$ mOhms:----- Minor
 - c. $+10.1$ to $+15.0$ mOhms: ----- Acceptable
 - d. $+15.1$ to $+50.0$ mOhms: ----- Marginal
 - e. $+50.1$ to $+2000$ mOhms ----- Unstable
 - f. $>+2000$ mOhms:----- Open Failure

Name	Troy Cook	Troy Cook	Troy Cook	Troy Cook
mOhm values	Actual	Delta	Delta	Delta
Signal	Initial	500	Thermal	Humidity
Contacts	Initial	Cycles	Thermal	Humidity
Average	23.1	-0.1	1.7	1.6
St. Dev.	1.4	0.9	1.3	1.4
Min	20.5	-4.5	-1.7	-2.3
Max	28.4	2.6	7.9	11.1
Count	200	200	200	200

500 Cycle Signal Contact Durability after Environmental Stressing

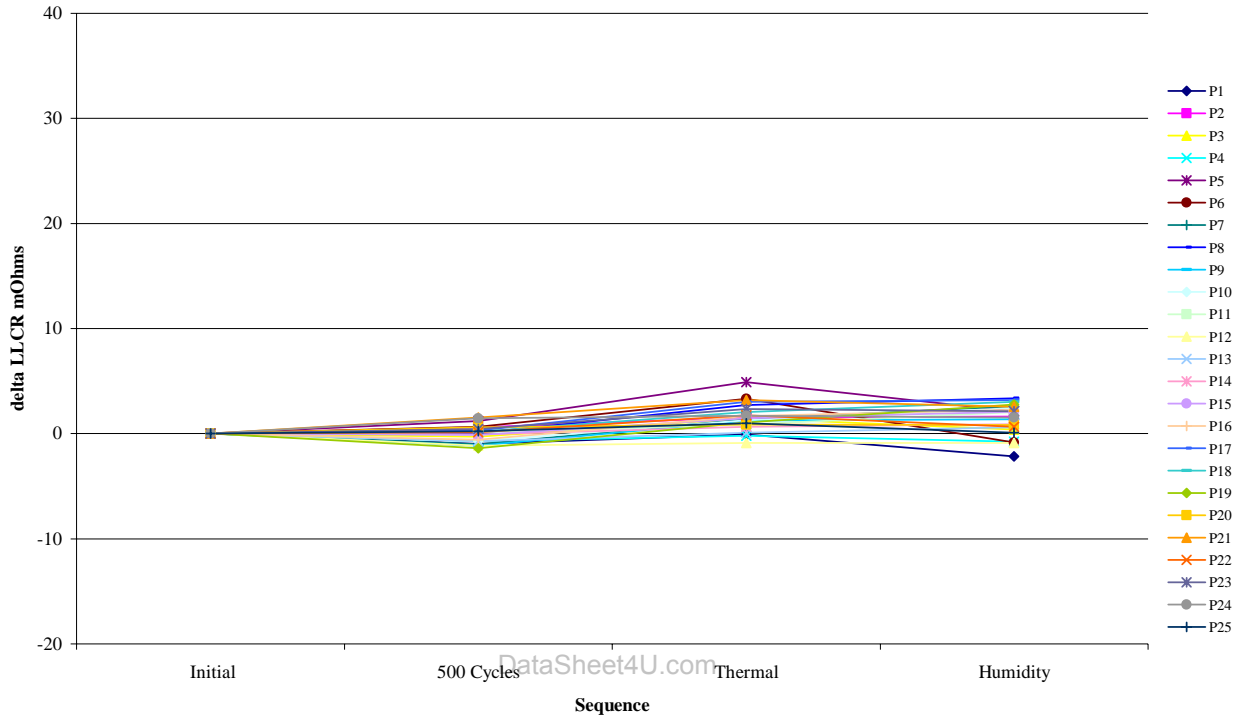
DataSheet4U.com



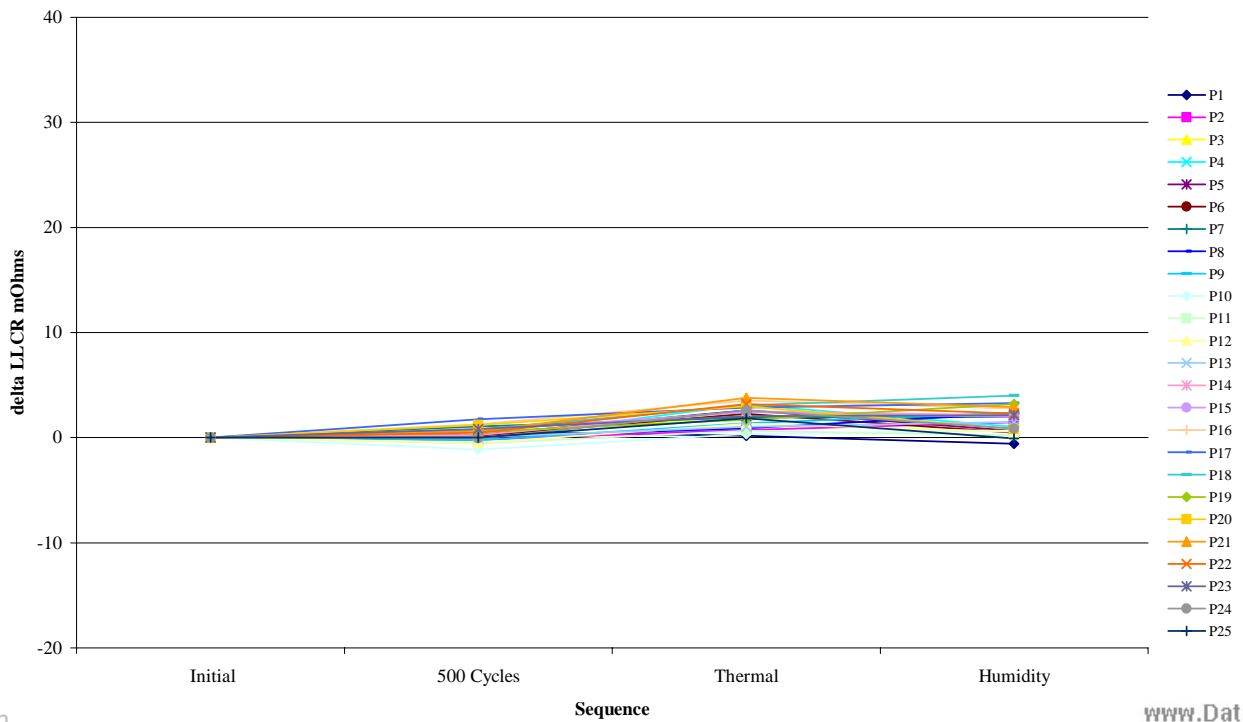
Tracking Code: TC0426--0462	Part #: QFSS-052-01-H-D-PC4
Part description: High Speed Shielded Socket	

DATA SUMMARIES Continued

Board #1
Signal Contacts



Board #2
Signal Contacts



et4U.com

DataShee

DataSheet4U.com

www.DataSheet4U.com

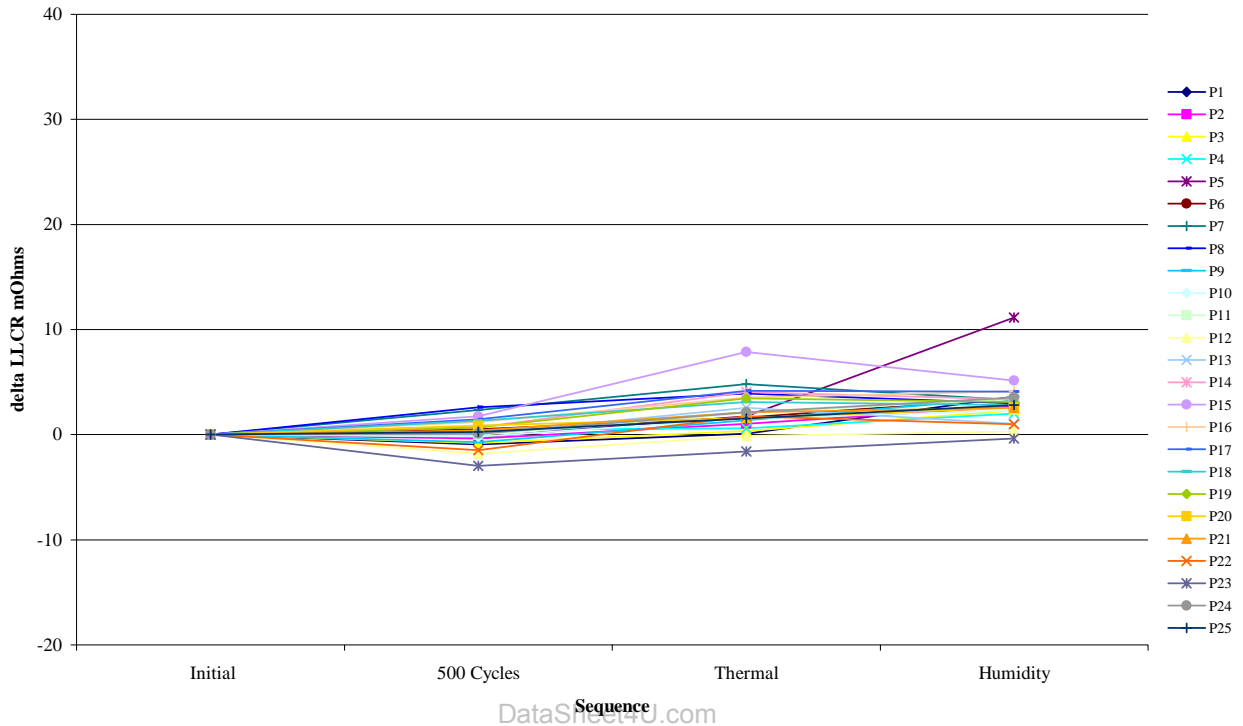
DataSheet4U.com

DataSheet4U.com

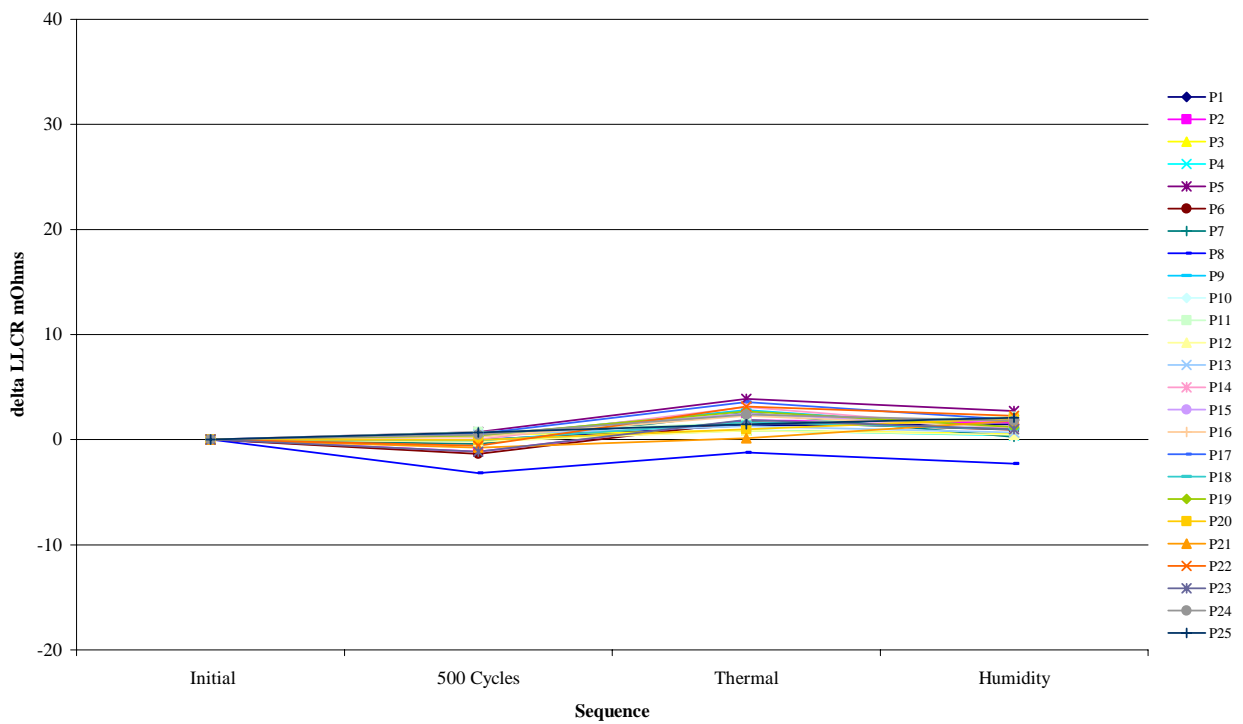
Tracking Code: TC0426--0462	Part #: QFSS-052-01-H-D-PC4
Part description: High Speed Shielded Socket	

DATA SUMMARIES Continued

Board #3
Signal Contacts



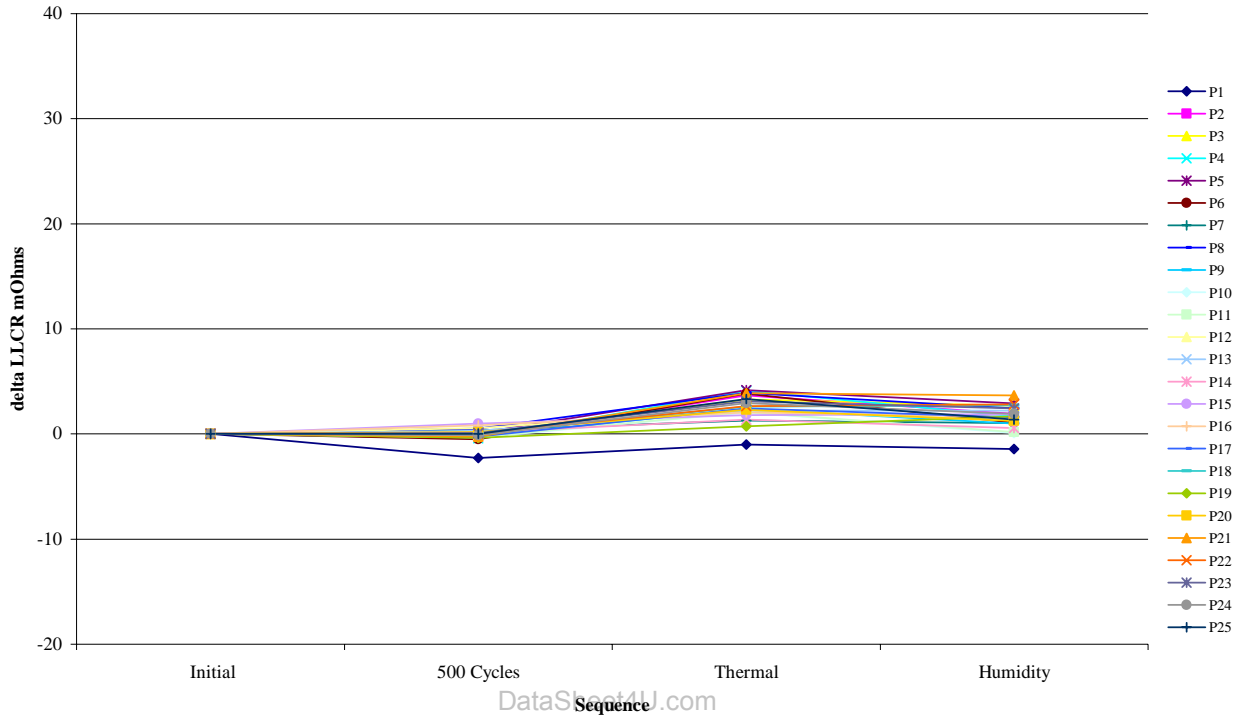
Board #4
Signal Contacts



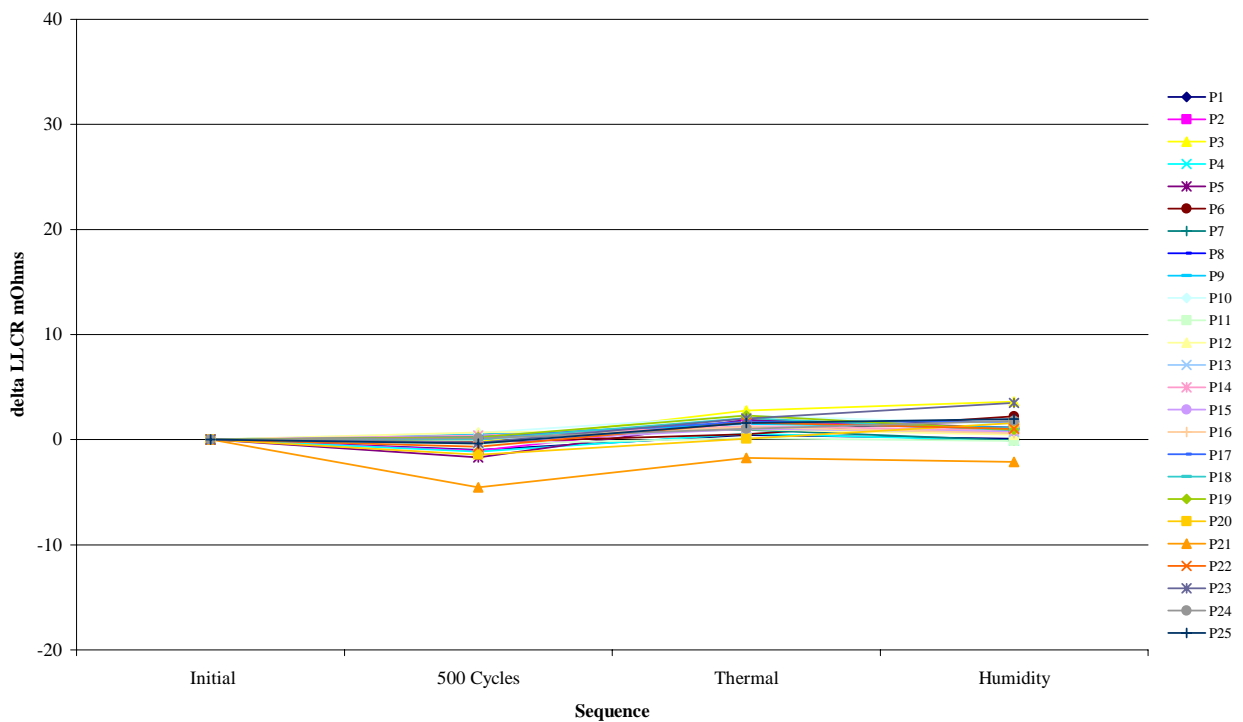
Tracking Code: TC0426--0462	Part #: QFSS-052-01-H-D-PC4
Part description: High Speed Shielded Socket	

DATA SUMMARIES Continued

Board #5
Signal Contacts



Board #6
Signal Contacts



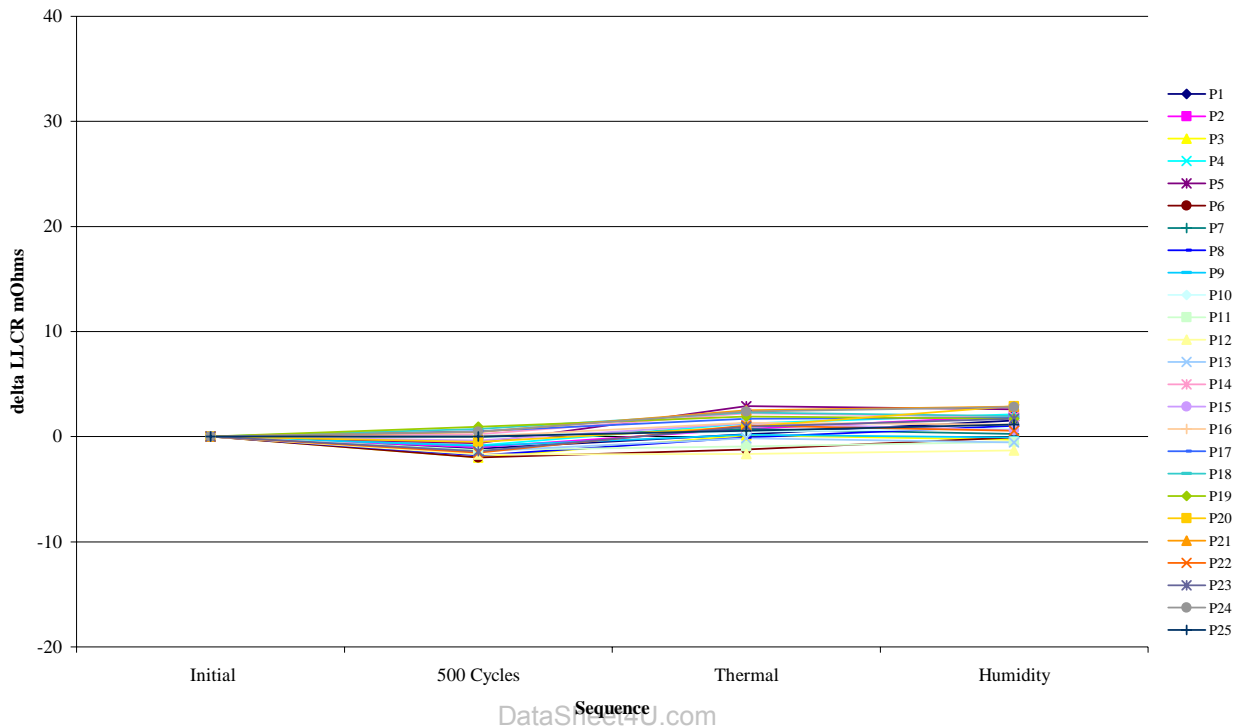
et4U.com

DataShee

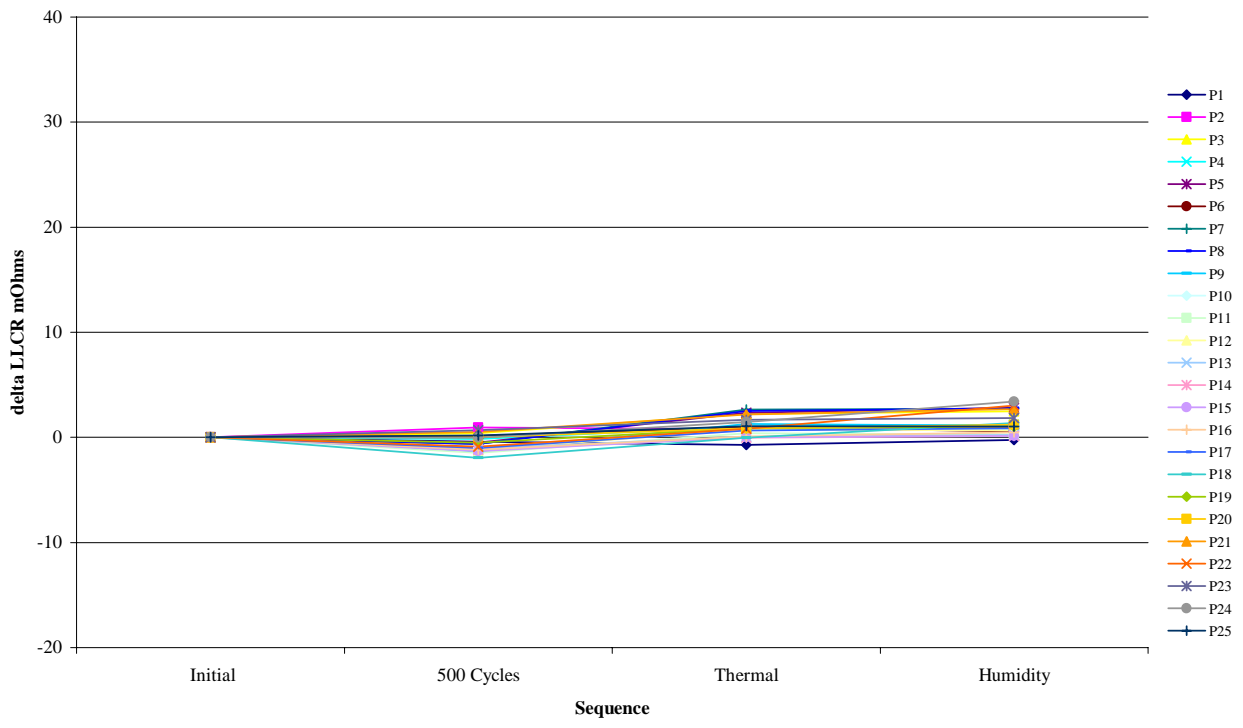
Tracking Code: TC0426--0462	Part #: QFSS-052-01-H-D-PC4
Part description: High Speed Shielded Socket	

DATA SUMMARIES Continued

Board #7
Signal Contacts



Board #8
Signal Contacts



Tracking Code: TC0426--0462	Part #: QFSS-052-01-H-D-PC4
Part description: High Speed Shielded Socket	

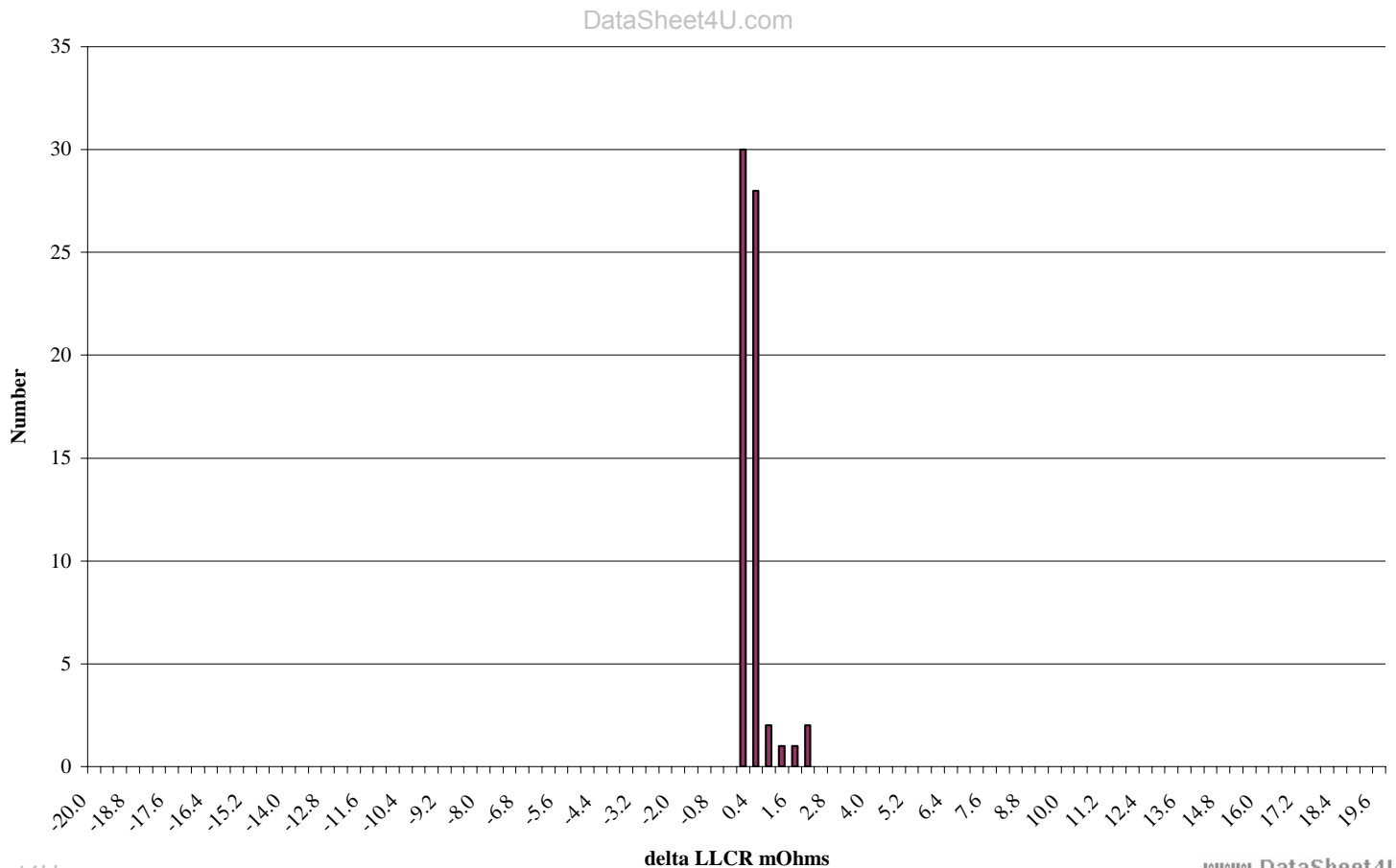
DATA SUMMARIES

LLCR, 500 Cycle Power Contact Durability with Environmental Stressing:

- 1) A total of 64 points were measured.
- 2) EIA-364-23, *Low Level Contact Resistance Test Procedure for Electrical Connectors and Sockets*.
- 3) A computer program, *LLCR 221.exe*, ensures repeatability for data acquisition.
- 4) The following guidelines are used to categorize the changes in LLCR as a result from stressing.
 - a. $\leq +5.0$ mOhms: ----- Stable
 - b. $+5.1$ to $+10.0$ mOhms:----- Minor
 - c. $+10.1$ to $+15.0$ mOhms: ----- Acceptable
 - d. $+15.1$ to $+50.0$ mOhms: ----- Marginal
 - e. $+50.1$ to $+2000$ mOhms ----- Unstable
 - f. $>+2000$ mOhms:----- Open Failure

mOhm values Power Contacts	Actual	Delta	Delta	Delta
	Initial	500 Cycles	Thermal	Humidity
Average	4.7	0.0	0.1	0.1
St. Dev.	0.1	0.1	0.4	0.4
Min	4.4	-0.4	-0.2	-0.3
Max	5.0	0.4	2.3	1.7
Count	64	64	64	64

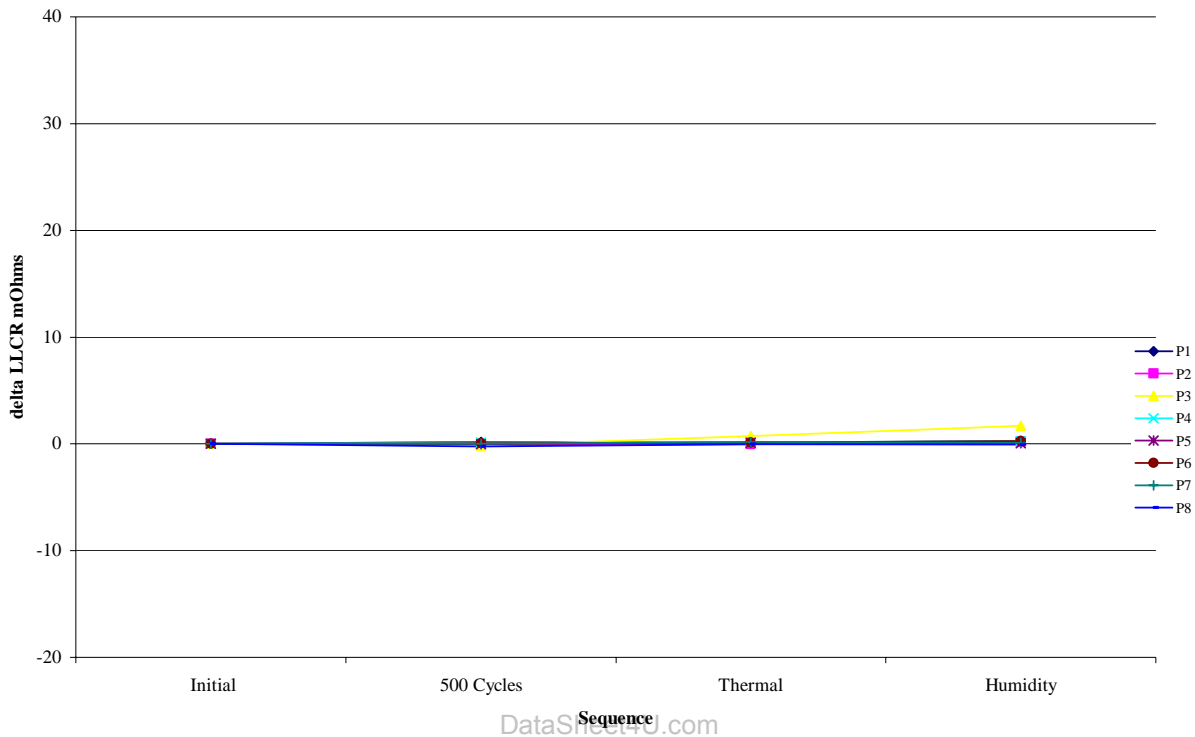
500 Cycle Power Contact Durability after Environmental Stressing



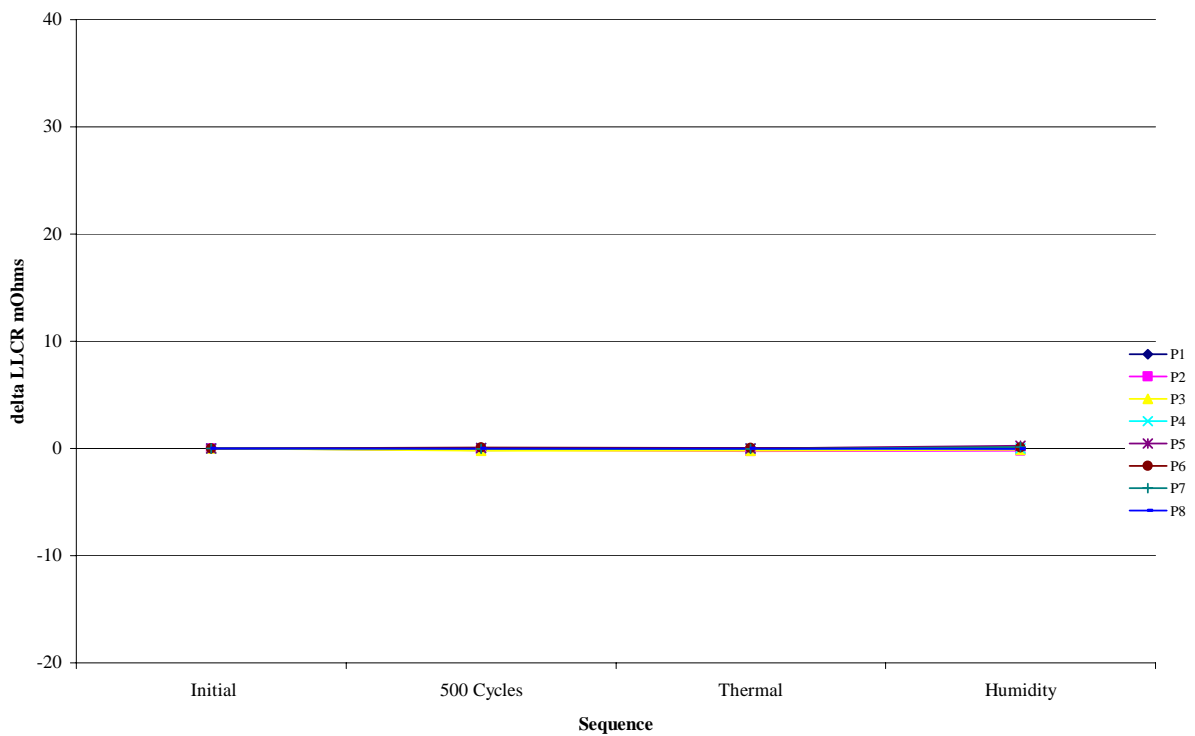
Tracking Code: TC0426--0462	Part #: QFSS-052-01-H-D-PC4
Part description: High Speed Shielded Socket	

DATA SUMMARIES Continued

Board #1
Power Contacts



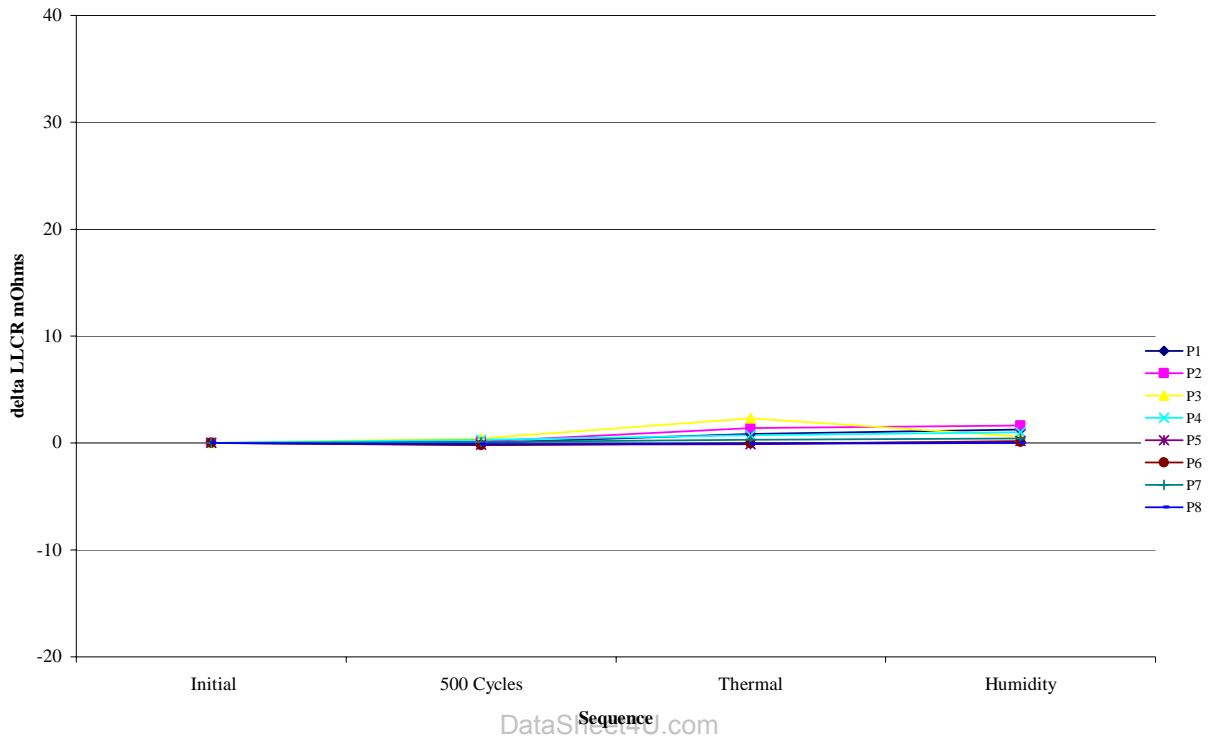
Board #2
Power Contacts



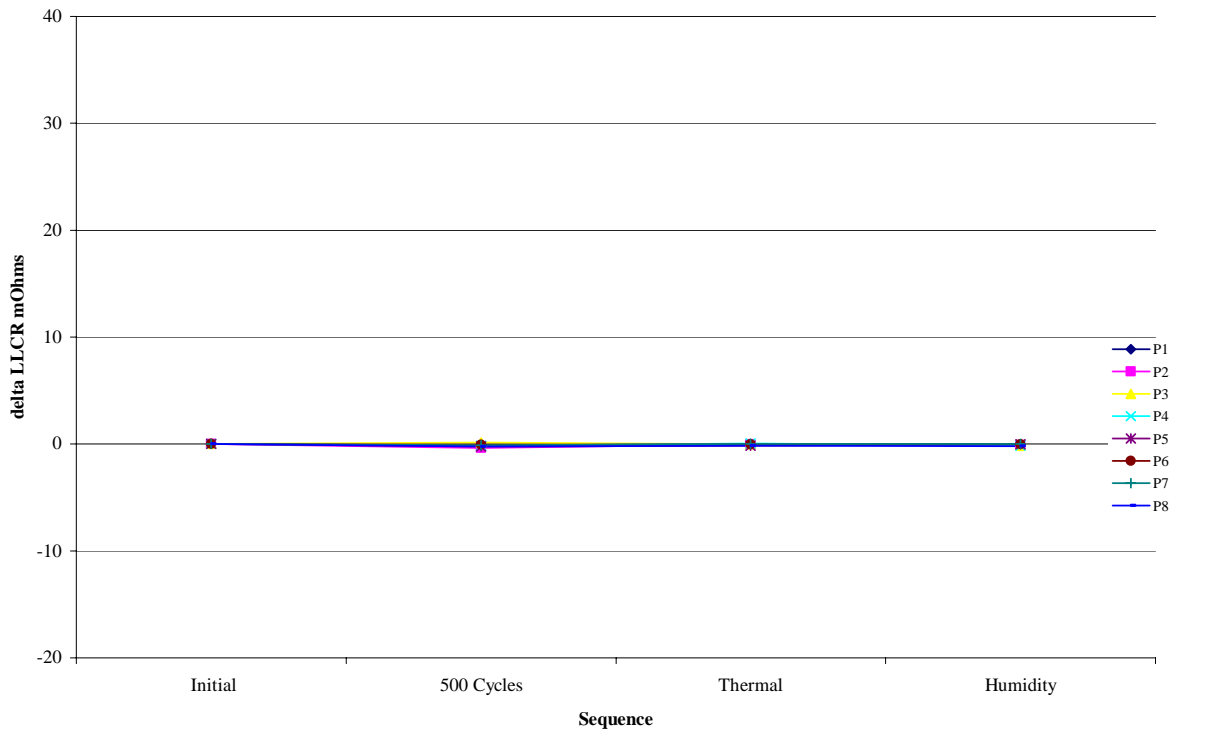
Tracking Code: TC0426--0462	Part #: QFSS-052-01-H-D-PC4
Part description: High Speed Shielded Socket	

DATA SUMMARIES Continued

Board #3
Power Contacts



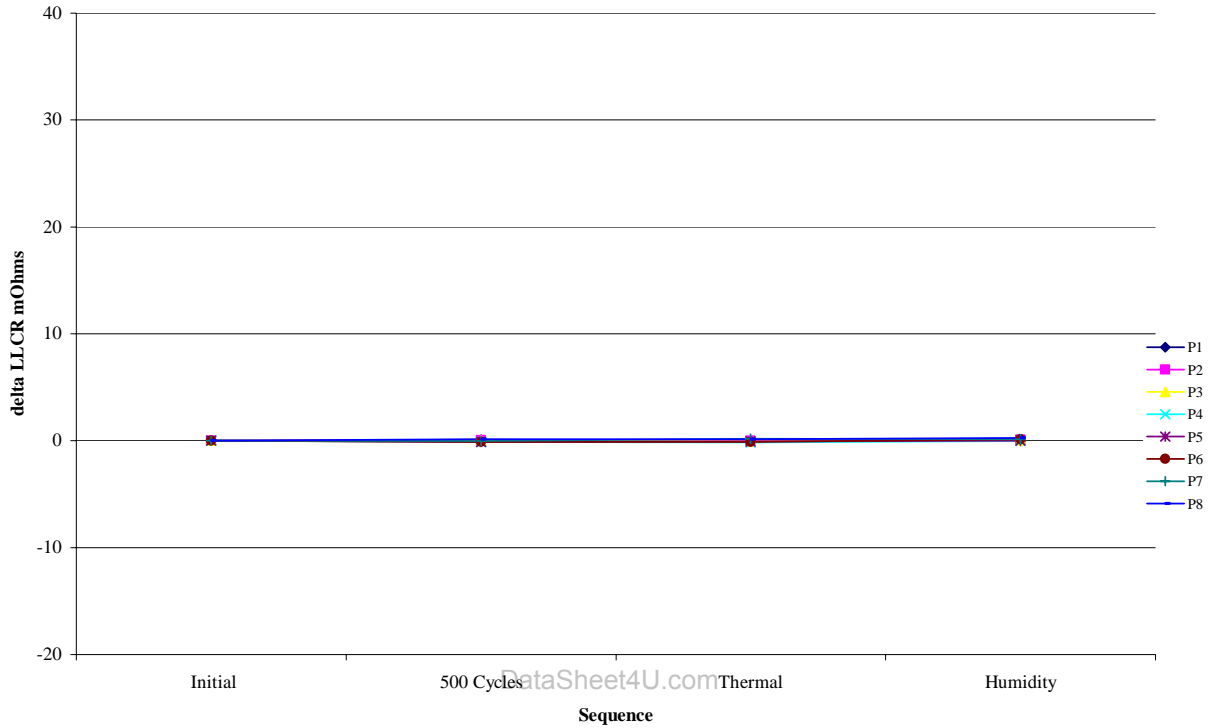
Board #4
Power Contacts



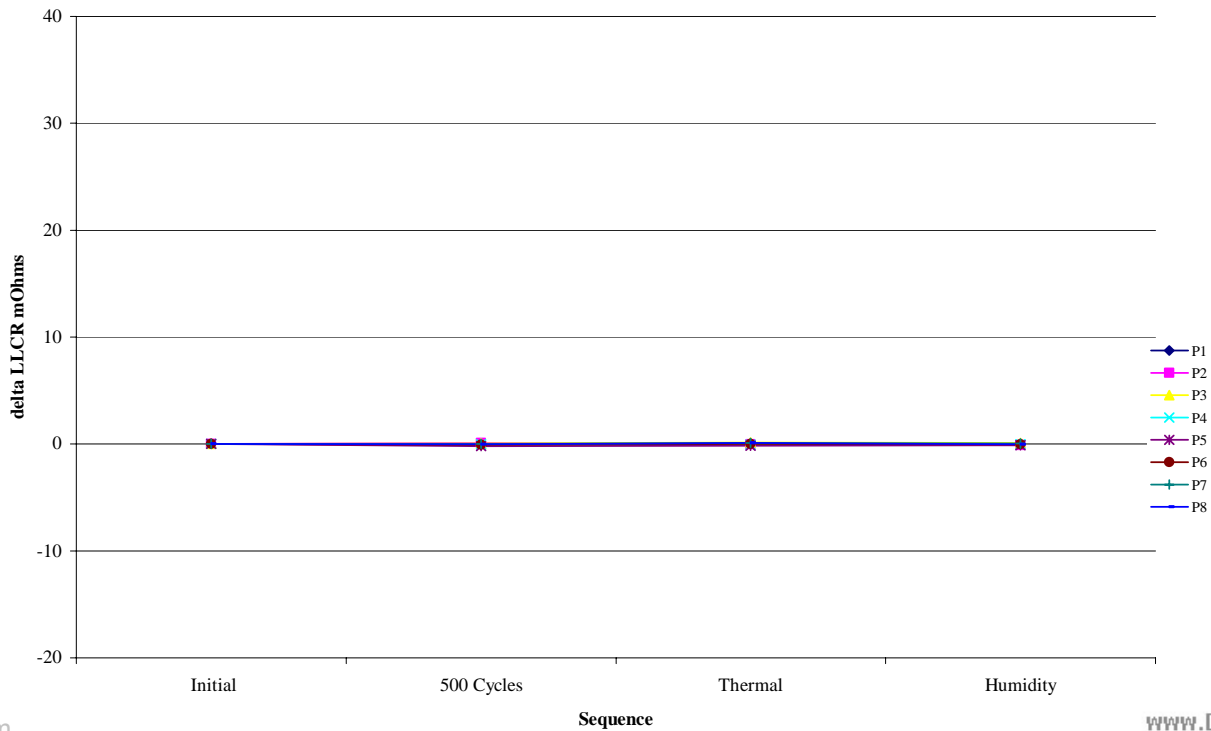
Tracking Code: TC0426--0462	Part #: QFSS-052-01-H-D-PC4
Part description: High Speed Shielded Socket	

DATA SUMMARIES Continued

**Board #5
Power Contacts**



**Board #6
Power Contacts**



et4U.com

DataShee

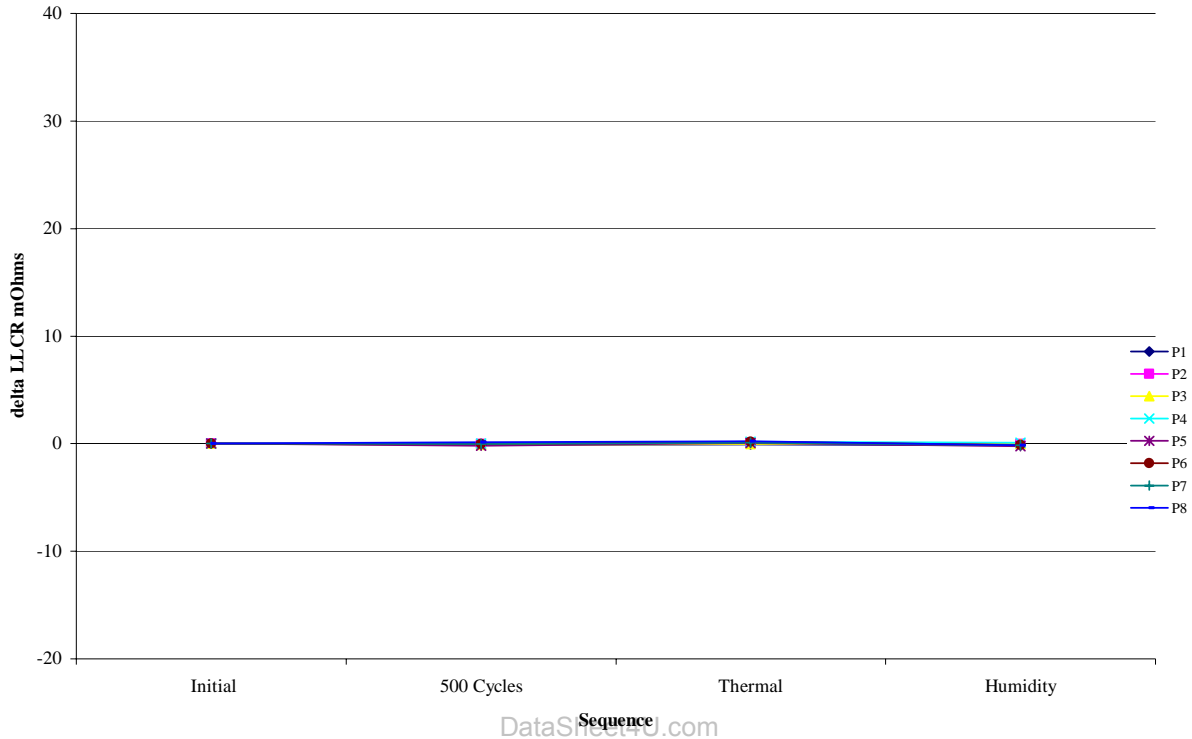
DataSheet4U.com

www.DataSheet4U.com

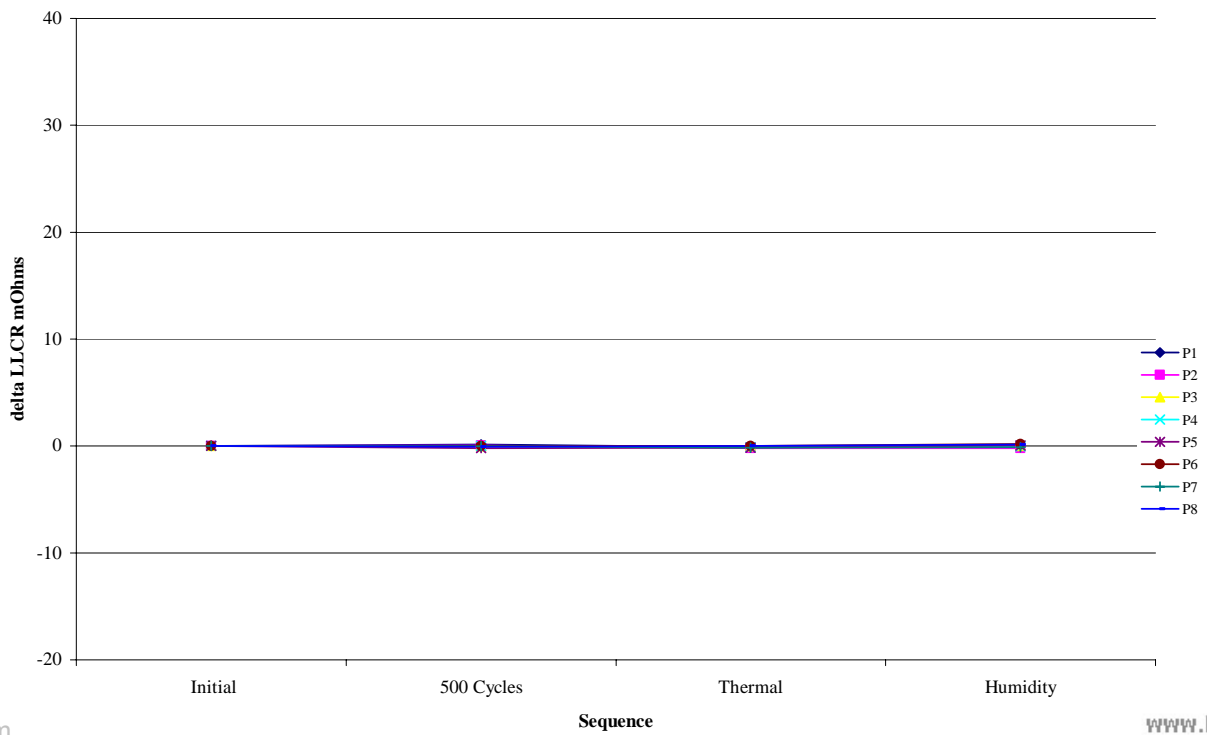
Tracking Code: TC0426--0462	Part #: QFSS-052-01-H-D-PC4
Part description: High Speed Shielded Socket	

DATA SUMMARIES Continued

Board #7
Power Contacts



Board #8
Power Contacts



Tracking Code: TC0426--0462	Part #: QFSS-052-01-H-D-PC4
Part description: High Speed Shielded Socket	

DATA SUMMARIES

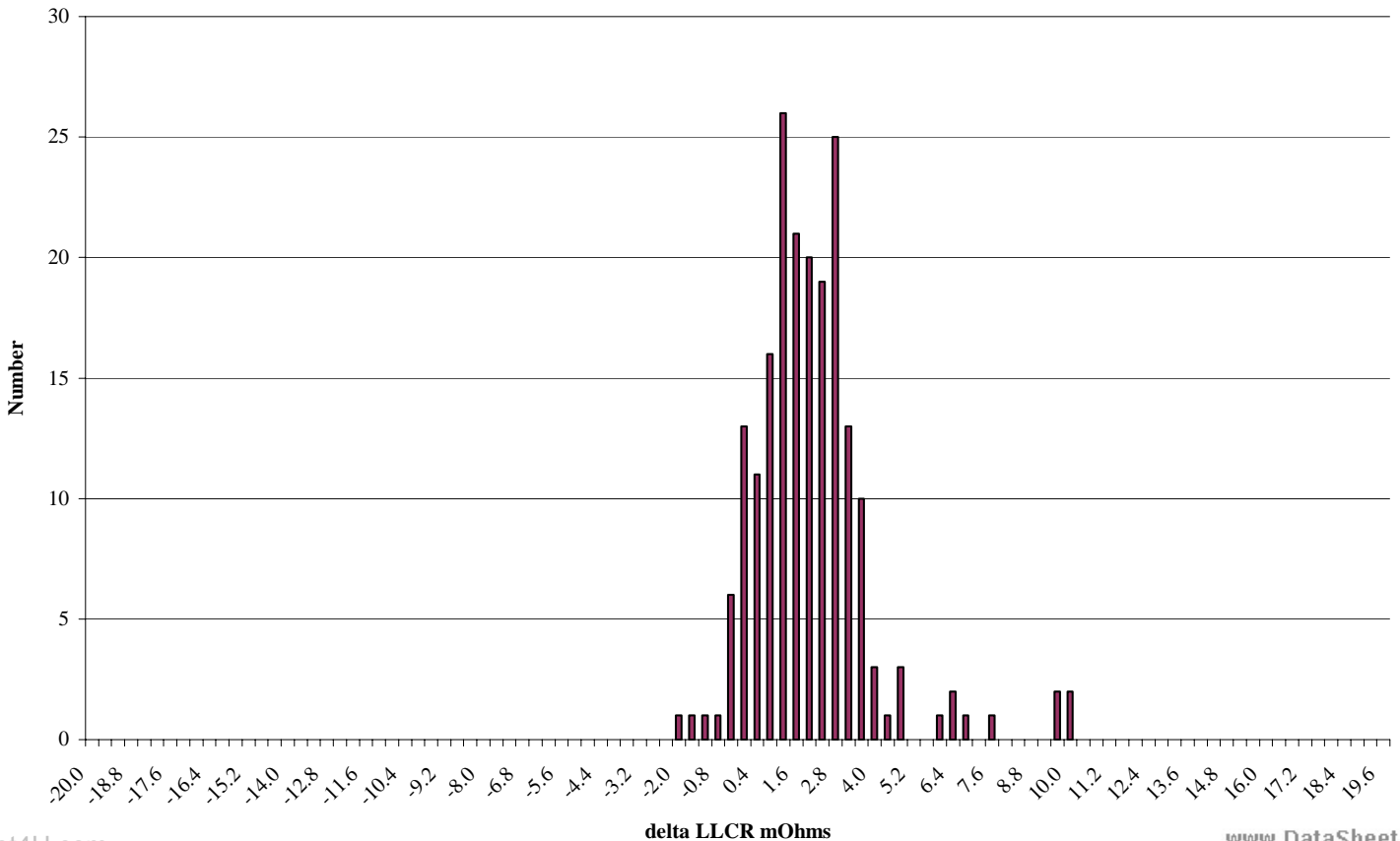
LLCR, 1000 Cycle Signal Contact Durability with Environmental Stressing:

- 1) A total of 200 points were measured.
- 2) EIA-364-23, *Low Level Contact Resistance Test Procedure for Electrical Connectors and Sockets*.
- 3) A computer program, *LLCR 221.exe*, ensures repeatability for data acquisition.
- 4) The following guidelines are used to categorize the changes in LLCR as a result from stressing.
 - a. $\leq +5.0$ mOhms: ----- Stable
 - b. $+5.1$ to $+10.0$ mOhms:----- Minor
 - c. $+10.1$ to $+15.0$ mOhms: ----- Acceptable
 - d. $+15.1$ to $+50.0$ mOhms: ----- Marginal
 - e. $+50.1$ to $+2000$ mOhms ----- Unstable
 - f. $>+2000$ mOhms:----- Open Failure

mOhm values Signal Contacts	Actual	Delta	Delta	Delta
	Initial	1000 Cycles	Thermal	Humidity
Average	22.7	-0.1	1.2	1.9
St. Dev.	1.3	1.2	1.3	1.8
Min	20.4	-3.9	-3.0	-2.2
Max	25.9	4.4	5.2	9.8
Count	200	200	200	200

1000 Cycle Signal Contact Durability after Environmental Stressing

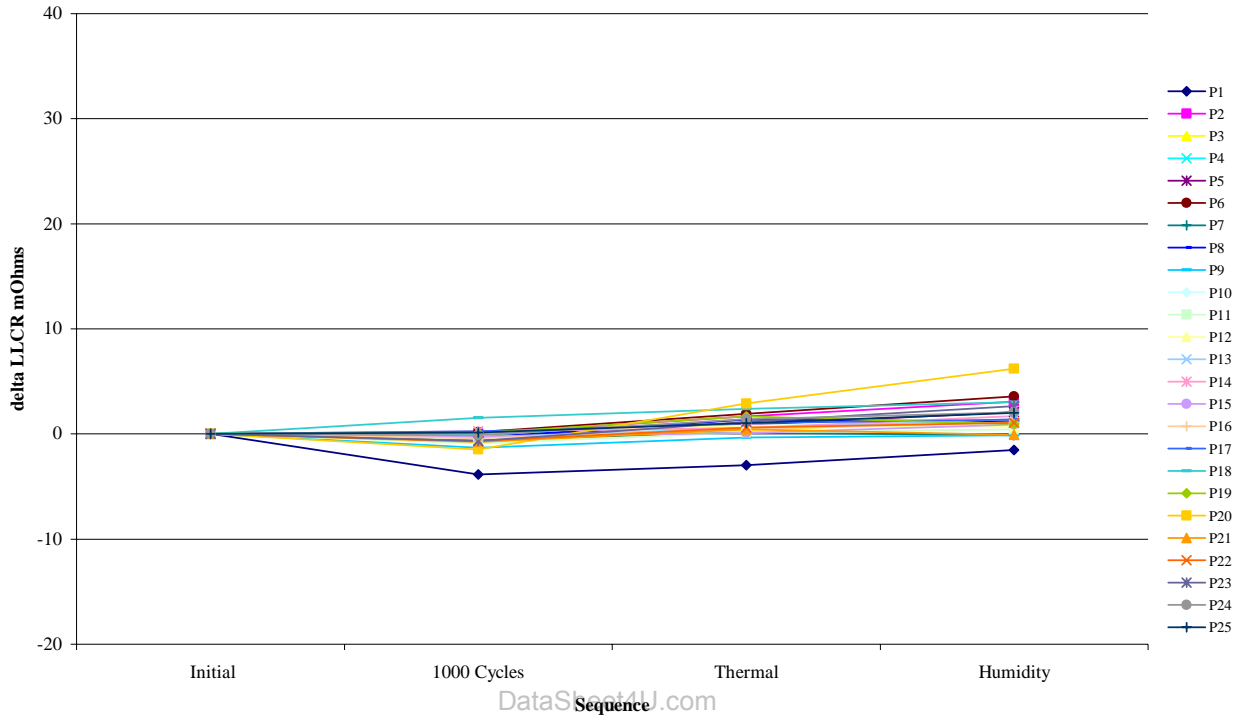
DataSheet4U.com



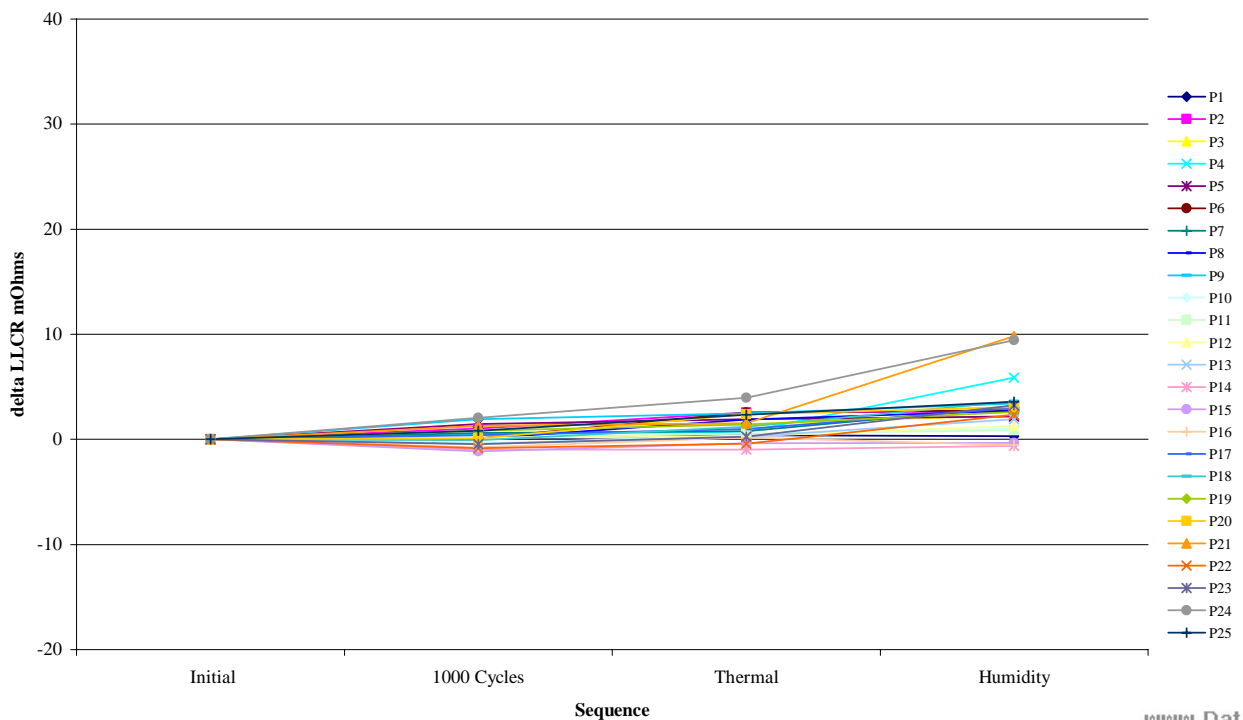
Tracking Code: TC0426--0462	Part #: QFSS-052-01-H-D-PC4
Part description: High Speed Shielded Socket	

DATA SUMMARIES Continued

Board #1
Signal Contacts



Board #2
Signal Contacts



et4U.com

DataSheet

DataSheet4U.com

www.DataSheet4U.com

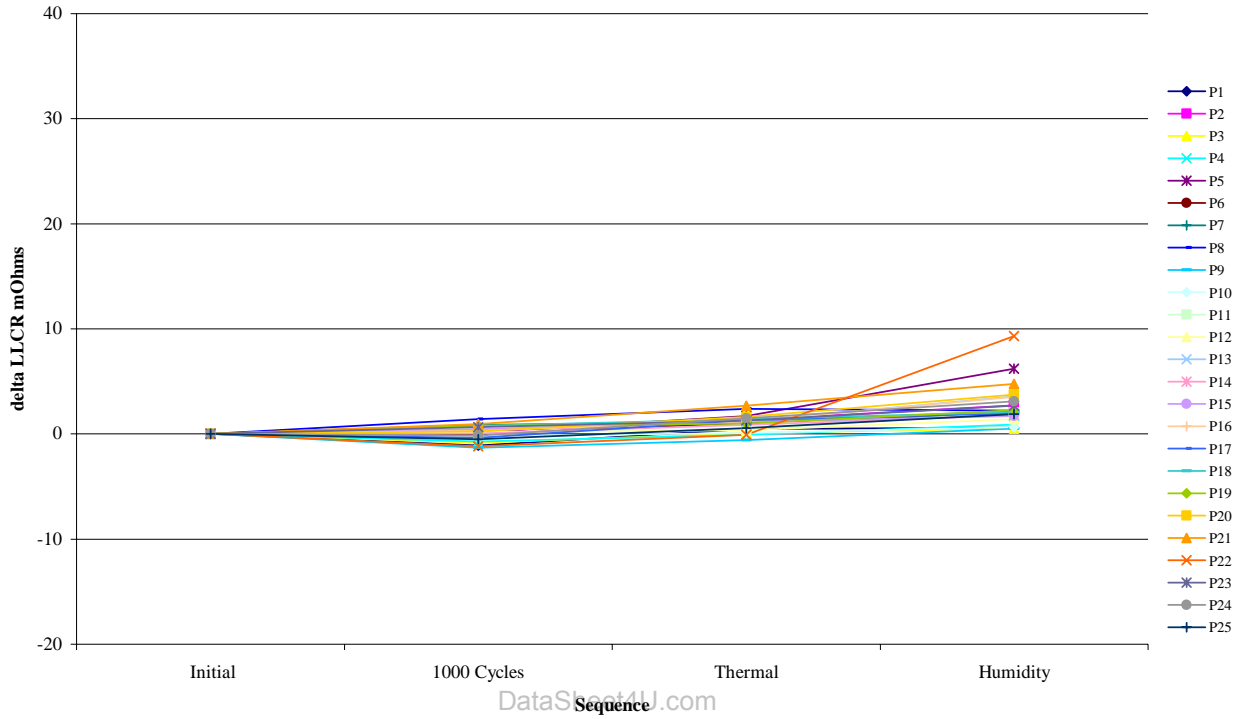
DataSheet4U.com

DataSheet4U.com

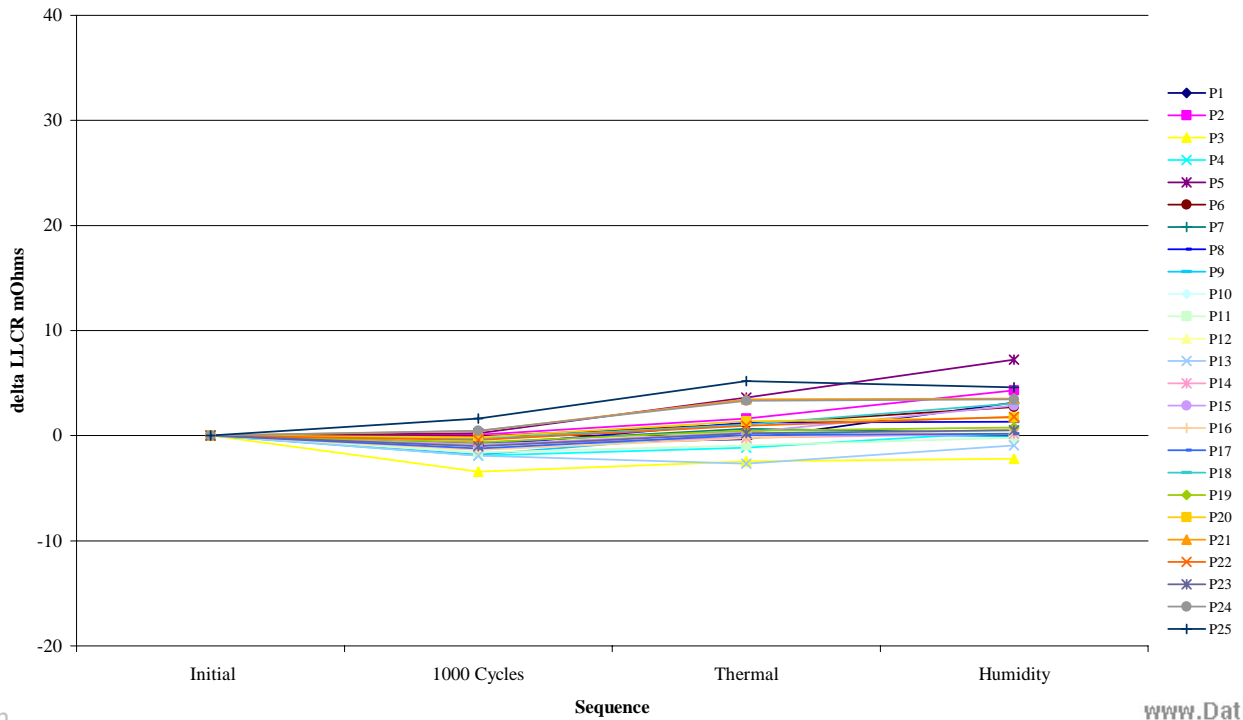
Tracking Code: TC0426--0462	Part #: QFSS-052-01-H-D-PC4
Part description: High Speed Shielded Socket	

DATA SUMMARIES Continued

Board #3
Signal Contacts



Board #4
Signal Contacts



et4U.com

DataShee

DataSheet4U.com

www.DataSheet4U.com

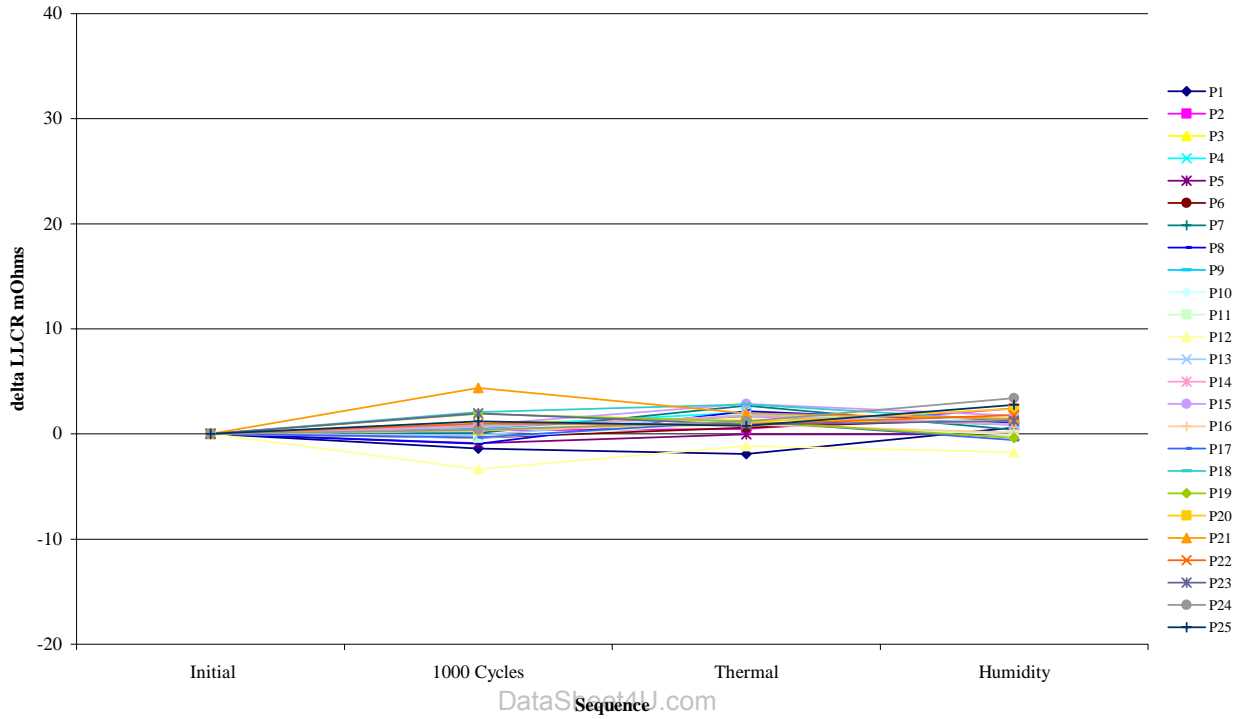
DataSheet4U.com

DataSheet4U.com

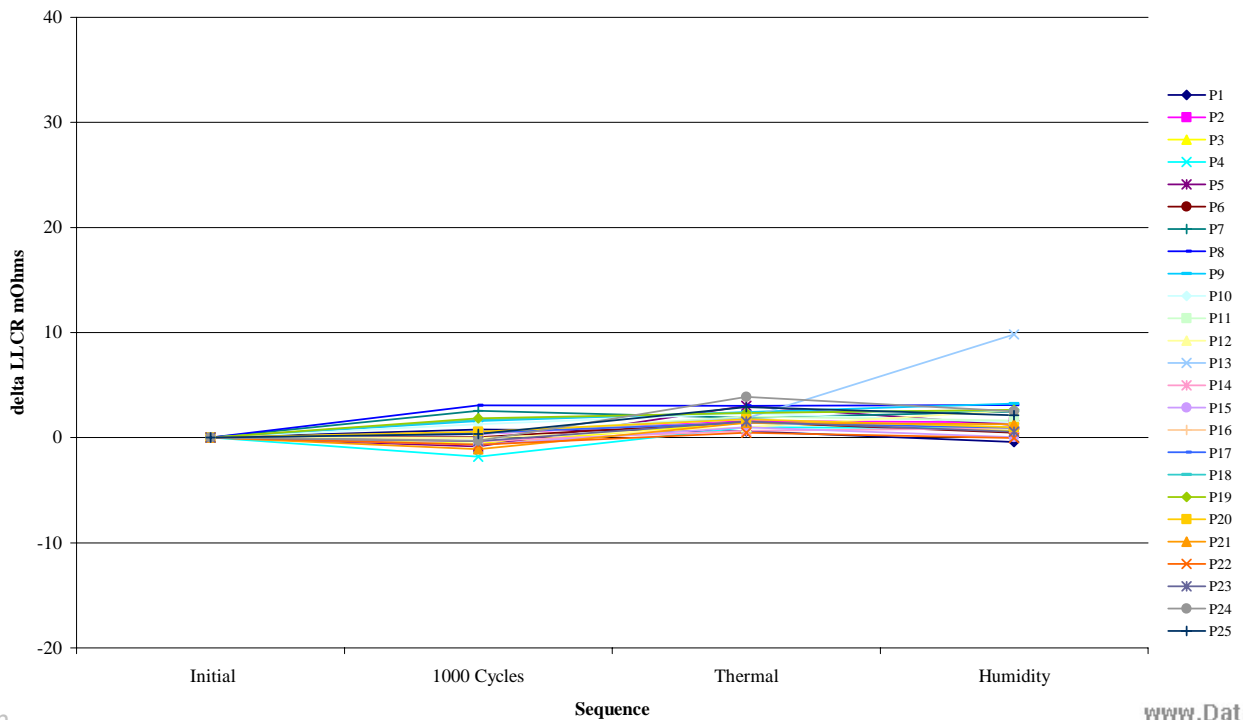
Tracking Code: TC0426--0462	Part #: QFSS-052-01-H-D-PC4
Part description: High Speed Shielded Socket	

DATA SUMMARIES Continued

Board #5
Signal Contacts



Board #6
Signal Contacts



et4U.com

DataSheet

DataSheet4U.com

www.DataSheet4U.com

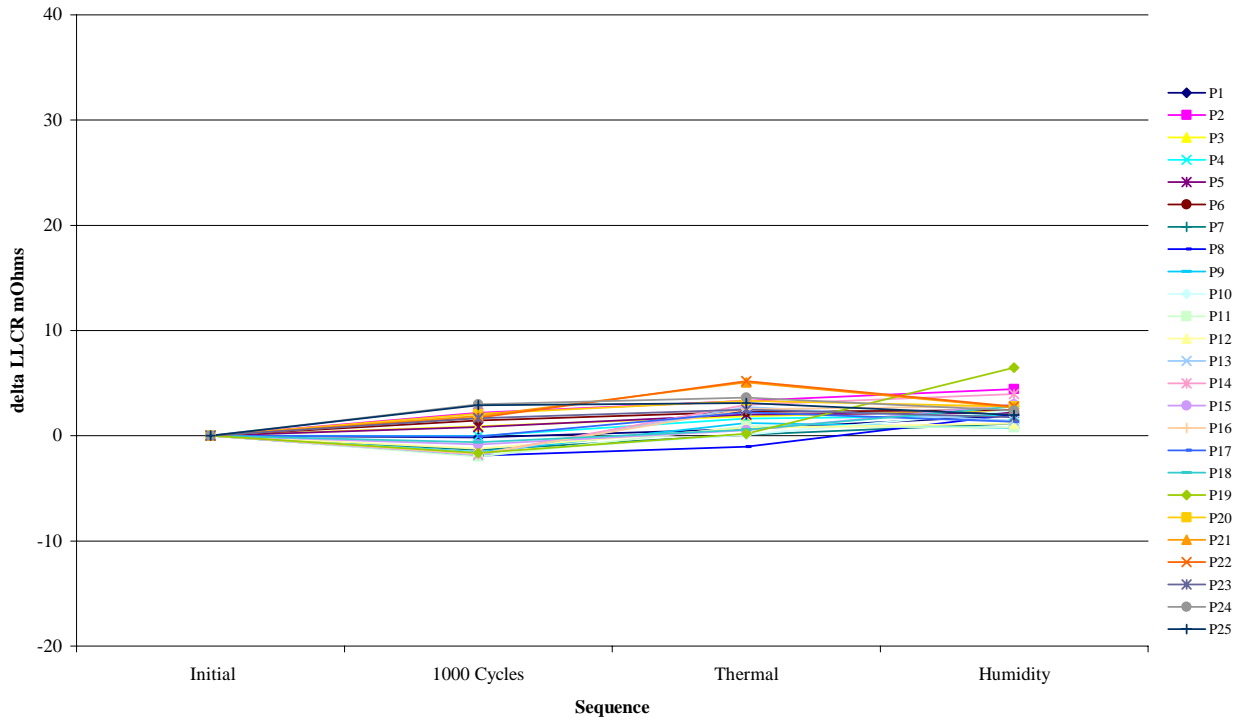
DataSheet4U.com

DataSheet4U.com

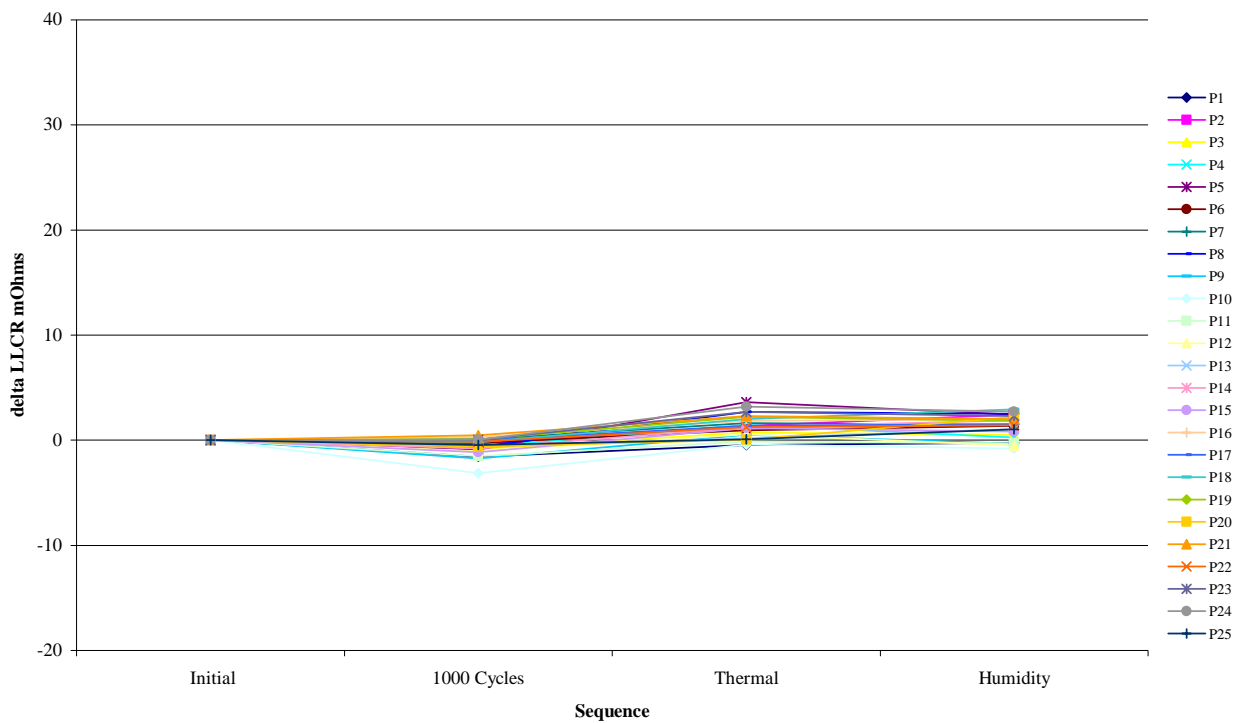
Tracking Code: TC0426--0462	Part #: QFSS-052-01-H-D-PC4
Part description: High Speed Shielded Socket	

DATA SUMMARIES Continued

Board #7
Signal Contacts



Board #8 Signal Contacts



Tracking Code: TC0426--0462	Part #: QFSS-052-01-H-D-PC4
Part description: High Speed Shielded Socket	

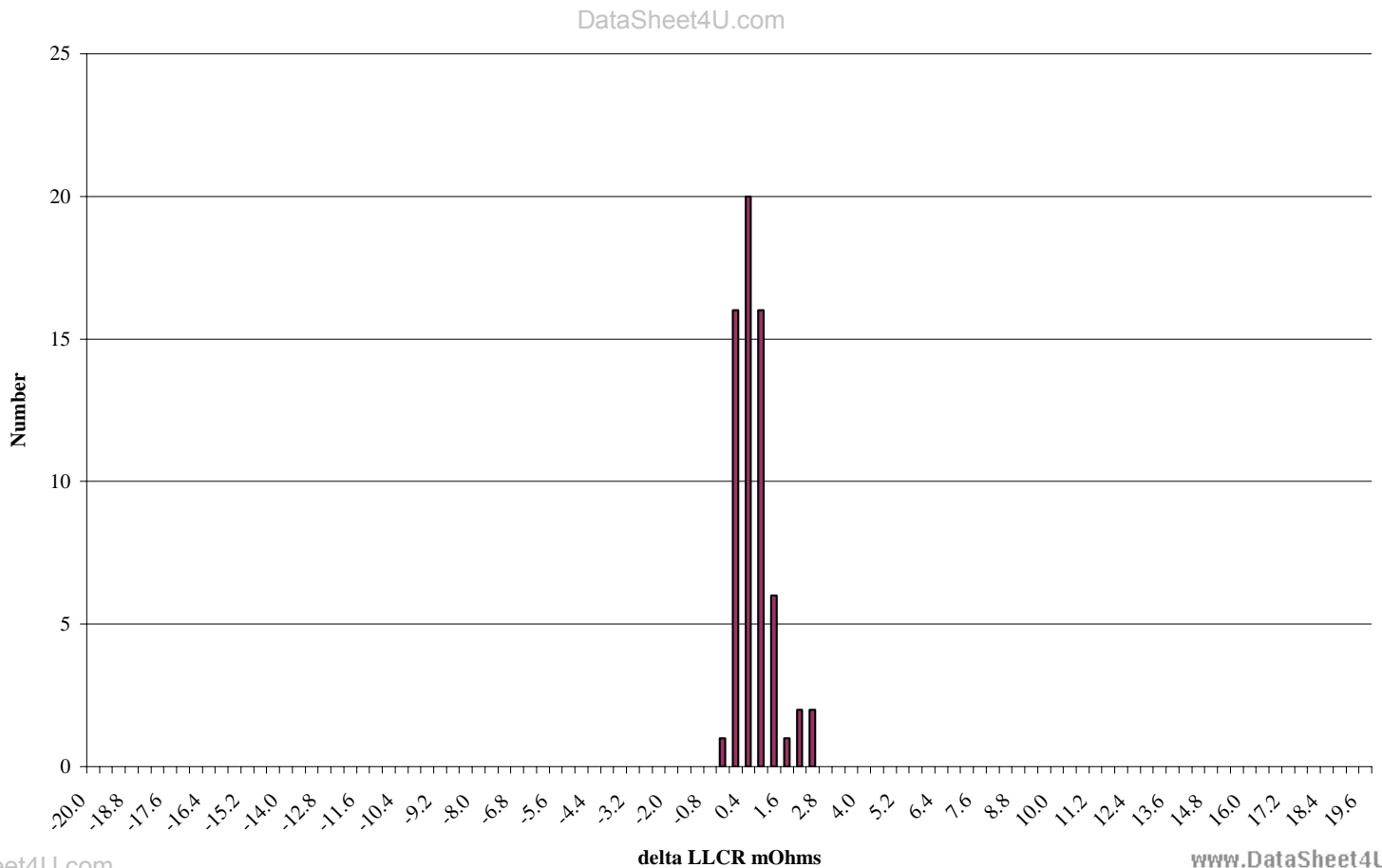
DATA SUMMARIES

LLCR, 1000 Cycle Power Contact Durability with Environmental Stressing:

- 1) A total of 64 points were measured.
- 2) EIA-364-23, *Low Level Contact Resistance Test Procedure for Electrical Connectors and Sockets*.
- 3) A computer program, *LLCR 221.exe*, ensures repeatability for data acquisition.
- 4) The following guidelines are used to categorize the changes in LLCR as a result from stressing.
 - a. $\leq +5.0$ mOhms: ----- Stable
 - b. $+5.1$ to $+10.0$ mOhms:----- Minor
 - c. $+10.1$ to $+15.0$ mOhms: ----- Acceptable
 - d. $+15.1$ to $+50.0$ mOhms: ----- Marginal
 - e. $+50.1$ to $+2000$ mOhms ----- Unstable
 - f. $>+2000$ mOhms:----- Open Failure

mOhm values Power Contacts	Actual	Delta	Delta	Delta
	Initial	1000 Cycles	Thermal	Humidity
Average	4.6	0.0	0.2	0.4
St. Dev.	0.1	0.2	0.3	0.5
Min	4.3	-0.5	-0.4	-0.4
Max	4.9	0.6	1.1	2.2
Count	64	64	64	64

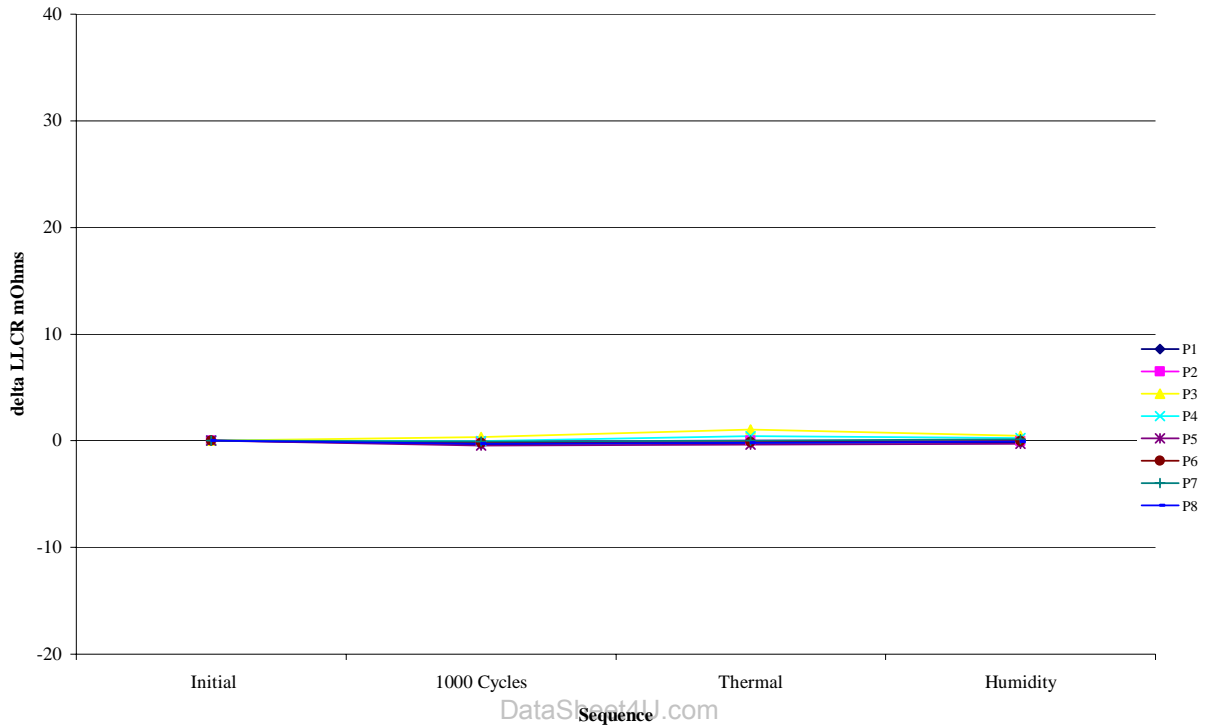
1000 Cycle Power Contact Durability after Environmental Stressing



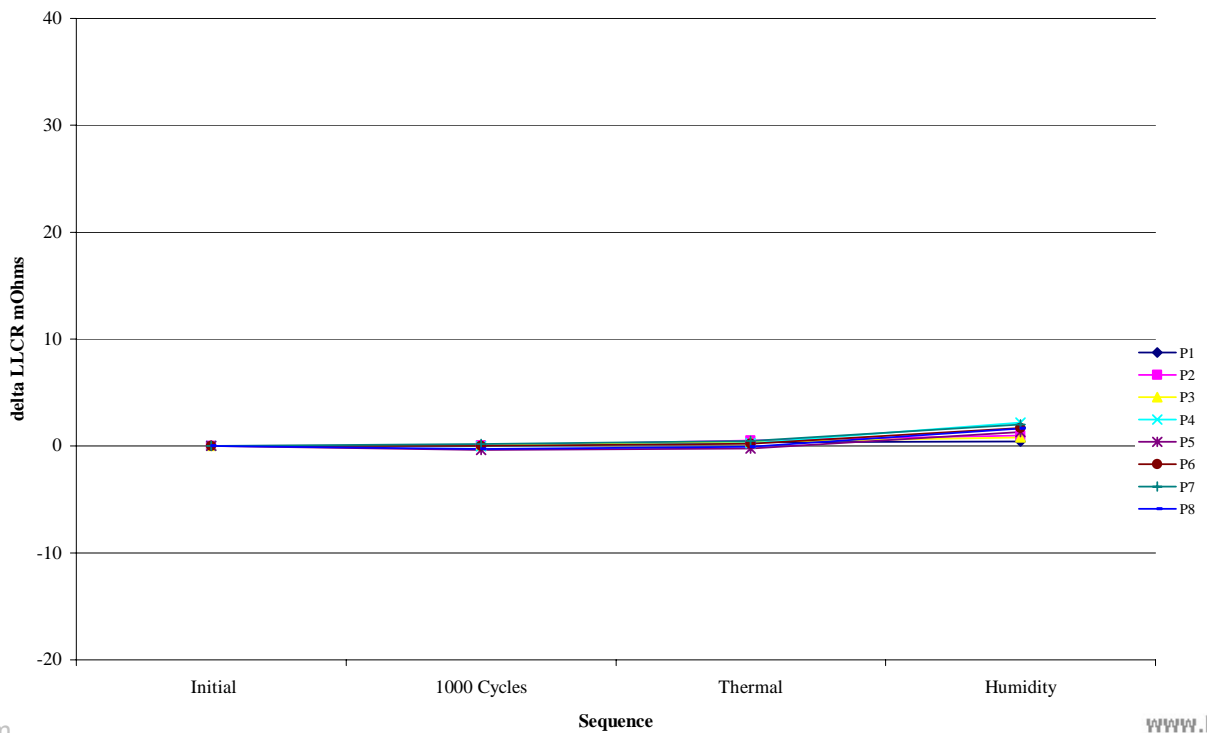
Tracking Code: TC0426--0462	Part #: QFSS-052-01-H-D-PC4
Part description: High Speed Shielded Socket	

DATA SUMMARIES Continued

Board #1
Power Contacts



Board #2
Power Contacts



et4U.com

DataShee

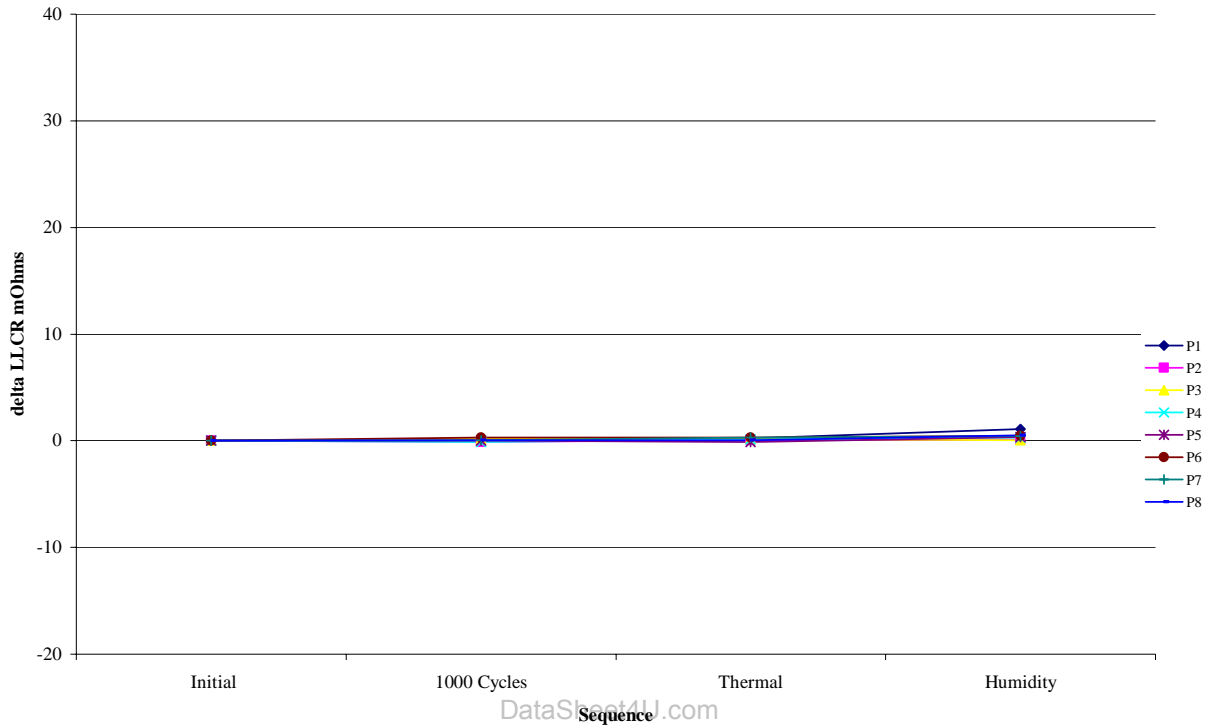
DataSheet4U.com

www.DataSheet4U.com

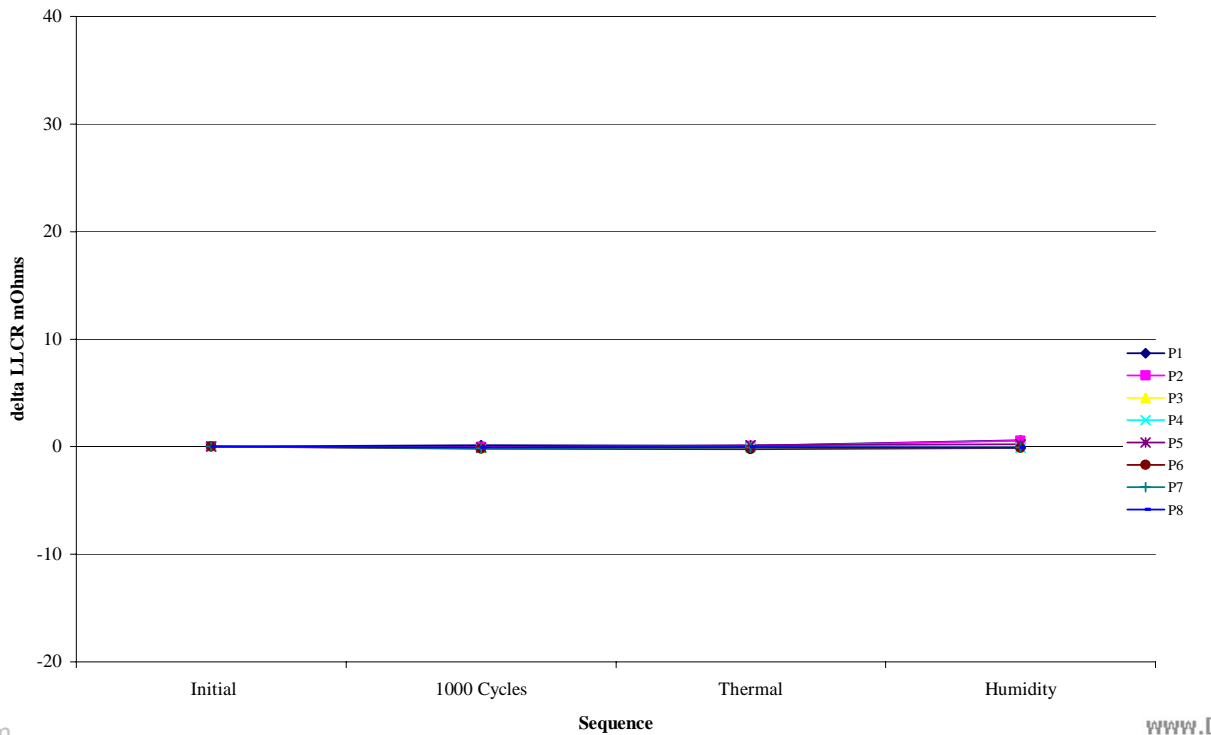
Tracking Code: TC0426--0462	Part #: QFSS-052-01-H-D-PC4
Part description: High Speed Shielded Socket	

DATA SUMMARIES Continued

Board #3
Power Contacts



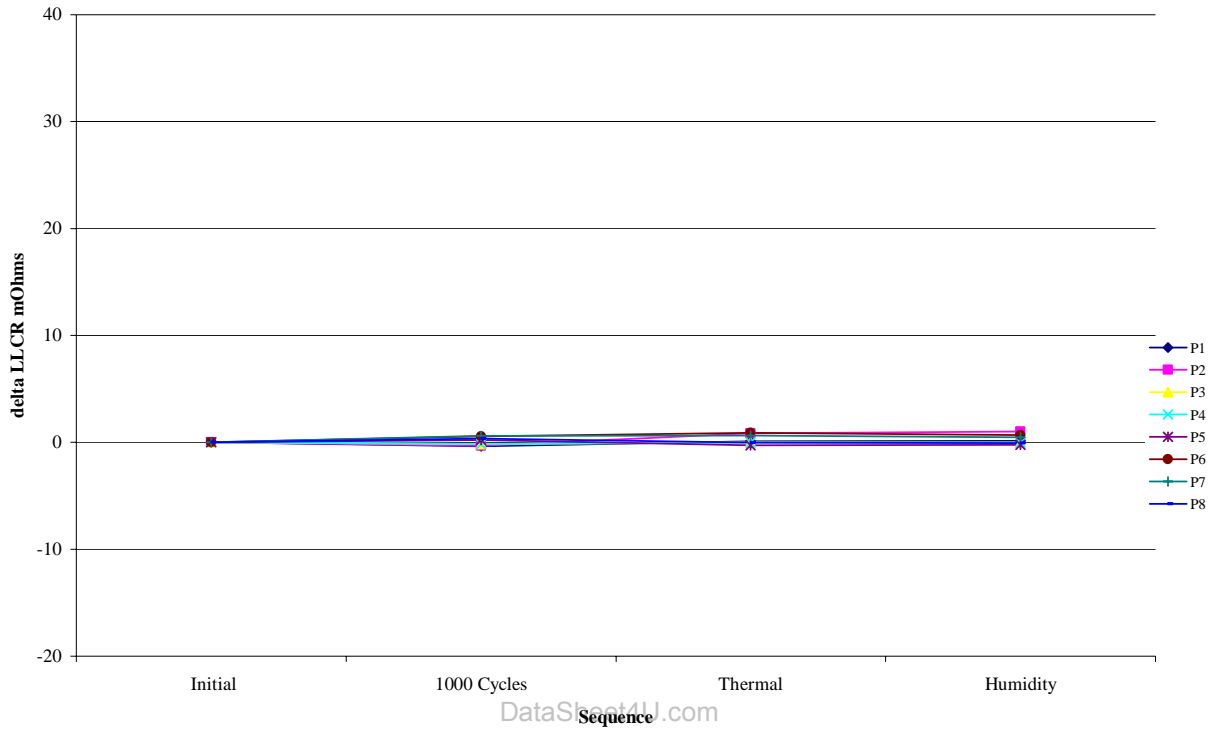
Board #4
Power Contacts



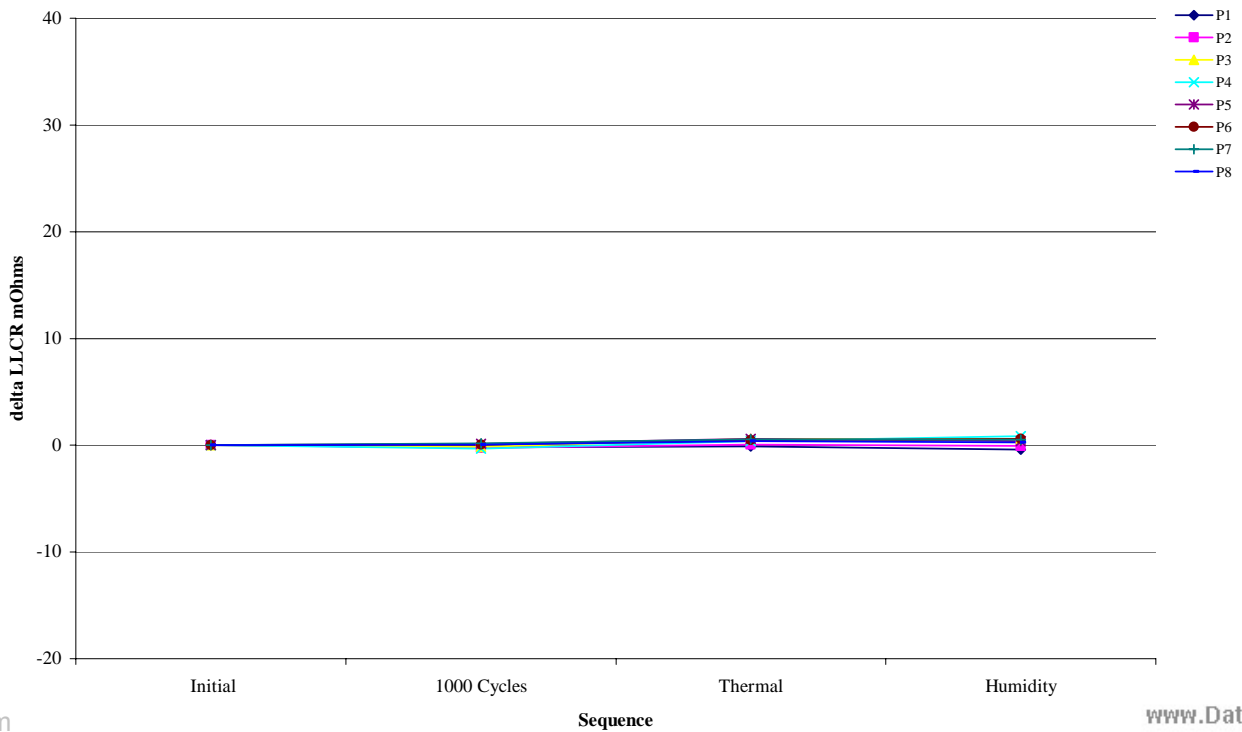
Tracking Code: TC0426--0462	Part #: QFSS-052-01-H-D-PC4
Part description: High Speed Shielded Socket	

DATA SUMMARIES Continued

Board #5
Power Contacts



Board #6
Power Contacts



et4U.com

DataShee

DataSheet4U.com

www.DataSheet4U.com

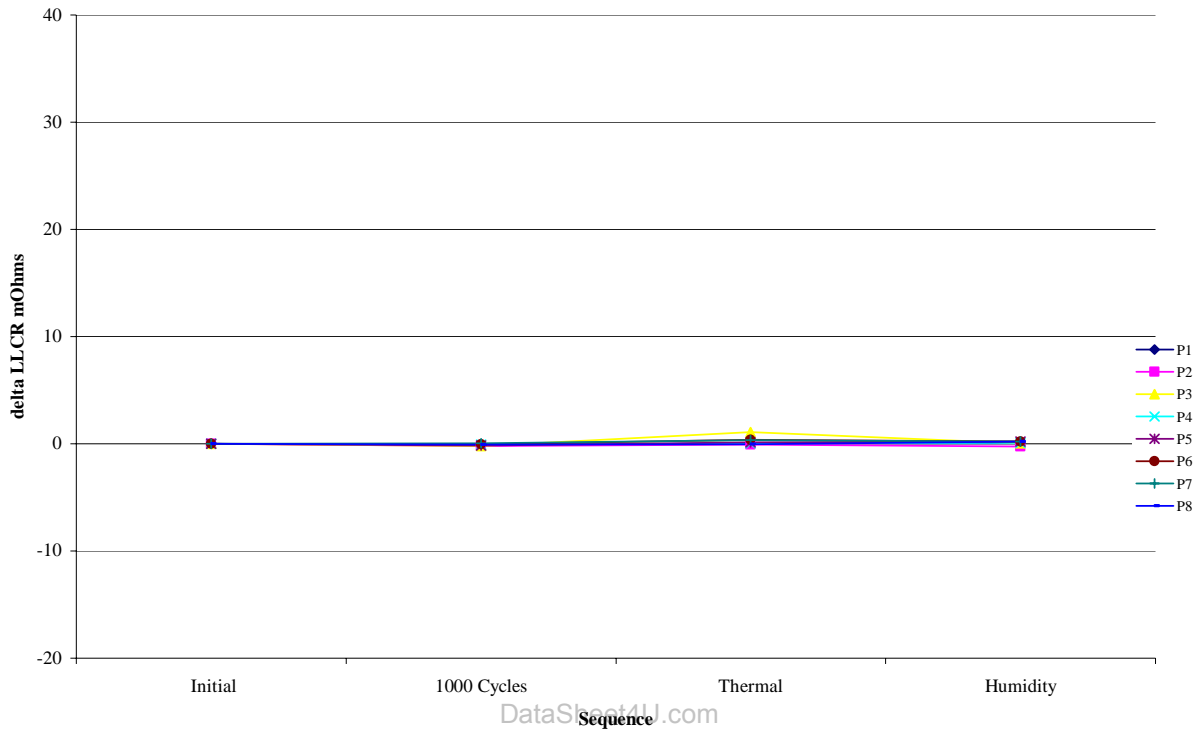
DataSheet4U.com

DataSheet4U.com

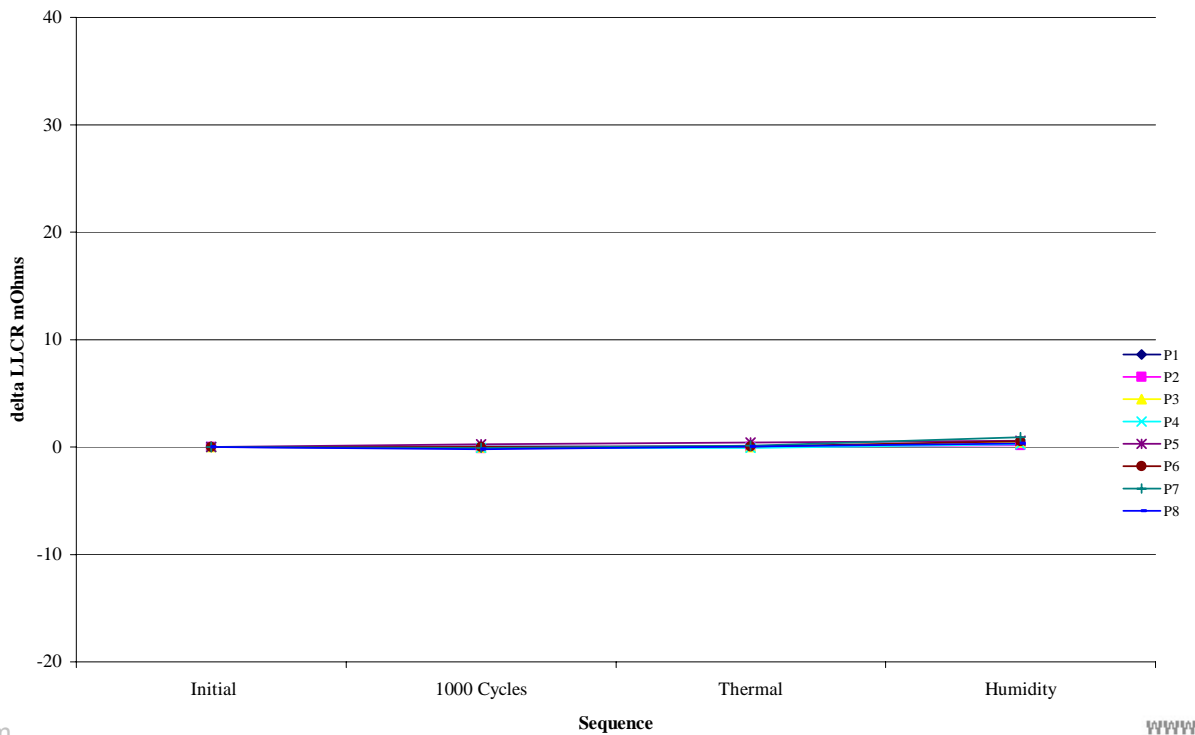
Tracking Code: TC0426--0462	Part #: QFSS-052-01-H-D-PC4
Part description: High Speed Shielded Socket	

DATA SUMMARIES Continued

Board #7
Power Contacts



Board #8
Power Contacts



et4U.com

DataShee

DataSheet4U.com

www.DataSheet4U.com

DataSheet4U.com

DataSheet4U.com

Tracking Code: TC0426--0462

Part #: QFSS-052-01-H-D-PC4

Part description: High Speed Shielded Socket

DATA**LLCR 1000 Cycle Signal Contact Durability:**

Date		Troy Cook	Jul. 01 2004	Jul. 06 2004	Jul. 08 2004	Jul. 08 2004	Jul. 12 2004	Jul. 14 2004
Room Temp C		23	25	24	24	24	24	24
RH		35%	53%	45%	45%	36%	52%	47%
Name		Troy Cook	Troy Cook	Troy Cook	Troy Cook	Troy Cook	Troy Cook	Troy Cook
mOhm values		Actual	Delta	Delta	Delta	Delta	Delta	Delta
Board	Position	Initial	25 Cycles	50 Cycles	100 Cycles	250 Cycles	500 Cycles	1000 Cycles
1	P1	24.0	0.5	-0.6	-0.9	-1.7	-1.2	-0.8
1	P2	22.1	0.7	-0.3	0.6	0.6	1.3	0.0
1	P3	23.5	0.0	0.1	0.0	0.4	0.4	-0.8
1	P4	24.4	-0.9	-1.2	-0.9	-0.7	0.0	-0.1
1	P5	23.6	0.7	-1.3	-0.6	-0.3	-0.6	-0.2
1	P6	21.7	0.3	-0.1	-0.1	-0.1	0.0	-0.2
1	P7	22.6	-1.3	-1.0	-1.2	-0.8	-1.1	0.1
1	P8	23.1	-1.6	-0.5	-0.9	-0.6	-1.1	-0.2
1	P9	26.0	-3.0	-1.6	-2.1	-3.0	-2.5	-2.8
1	P10	23.5	-0.1	-0.5	-0.8	-0.6	-0.7	-0.9
1	P11	24.9	-0.9	-0.2	-0.9	-1.4	-1.4	-1.3
1	P12	26.0	-2.3	-1.1	-2.3	-2.4	-1.7	-1.7
1	P13	24.3	-1.9	-0.3	-0.8	-1.1	-0.6	-1.6
1	P14	24.1	-1.4	-0.4	-0.6	-0.6	-0.9	-1.0
1	P15	26.4	-3.5	-2.8	-3.1	-3.0	-2.3	-2.3
1	P16	24.6	-1.3	0.4	-0.2	-0.2	-0.4	-0.4
1	P17	24.6	-1.4	-0.4	-1.5	-1.1	-0.4	-0.9
1	P18	22.4	-0.4	0.0	0.5	-0.4	-0.3	-0.1
1	P19	22.3	-0.9	-0.1	0.0	0.0	-0.9	-0.1
1	P20	22.1	0.5	-0.5	-0.2	-0.3	0.1	-0.4
1	P21	22.7	0.8	0.1	0.8	1.3	1.7	1.0
1	P22	23.6	0.6	0.5	0.4	1.0	0.9	0.4
1	P23	24.4	0.5	-0.5	0.1	-0.2	0.6	-0.7
1	P24	23.0	0.7	0.5	1.1	0.9	1.2	-0.4
1	P25	22.1	0.5	0.7	1.4	1.3	0.2	0.2
2	P1	23.0	1.0	-0.2	-0.1	-1.5	-1.5	-1.0
2	P2	21.9	0.7	0.2	0.5	0.5	0.2	0.0
2	P3	23.7	0.0	-0.3	0.0	-0.5	-0.8	1.6
2	P4	23.9	0.5	0.6	0.4	-0.5	-0.7	0.0
2	P5	22.2	0.5	0.2	0.1	0.1	-0.3	-0.4
2	P6	21.1	1.5	1.1	1.2	0.1	0.0	0.0
2	P7	23.0	-0.8	-0.2	0.3	-0.1	-0.3	0.3
2	P8	22.9	-0.7	-1.1	-0.7	0.1	-0.4	0.2
2	P9	23.5	-0.1	-0.5	-0.3	-0.6	0.7	0.9
2	P10	23.9	-0.4	-0.5	-0.4	-0.2	-0.1	0.5
2	P11	24.7	-0.7	-0.9	-0.8	-0.6	-0.6	-0.6
2	P12	23.1	0.5	0.3	0.2	-0.1	0.2	0.1
2	P13	23.6	0.3	0.0	0.0	0.0	-0.2	-0.8

Tracking Code: TC0426--0462	Part #: QFSS-052-01-H-D-PC4
Part description: High Speed Shielded Socket	

2	P14	22.8	0.4	0.5	0.6	0.8	-0.1	0.7
2	P15	24.2	-0.7	-0.3	0.0	-0.2	-1.3	-0.3
2	P16	23.4	-0.2	0.1	0.3	0.9	0.3	0.0
2	P17	24.2	0.4	0.7	0.8	0.6	1.0	-0.2
2	P18	22.6	-0.2	0.2	-0.2	0.4	0.7	-0.5
2	P19	21.6	-0.6	0.4	0.4	0.5	1.2	1.5
2	P20	21.7	-0.2	0.1	0.0	0.4	0.0	0.0
2	P21	22.9	0.4	0.8	0.7	0.9	0.4	0.4
2	P22	24.2	1.1	1.0	1.2	0.4	0.2	1.2
2	P23	24.5	0.1	-0.1	0.1	-0.2	-0.2	0.7
2	P24	21.9	0.4	1.2	1.2	1.1	0.7	0.7
2	P25	21.8	0.3	0.7	0.4	1.0	1.6	0.2
3	P1	21.9	0.2	0.4	0.7	0.0	0.5	-1.2
3	P2	21.1	0.6	1.7	1.0	1.1	0.9	0.1
3	P3	22.8	0.1	0.5	-0.1	-0.3	0.3	-0.9
3	P4	23.9	-0.8	-0.5	-1.2	-1.2	-1.1	-1.3
3	P5	23.0	-0.5	-0.6	-0.6	-0.6	-0.5	-1.5
3	P6	21.1	0.3	0.6	0.0	-0.1	0.2	0.2
3	P7	23.1	-0.8	-0.1	-0.6	-0.7	-0.9	-0.2
3	P8	23.3	0.2	-0.8	0.1	-0.1	-0.3	-0.2
3	P9	23.2	-0.2	1.0	0.4	0.4	0.3	-0.1
3	P10	23.7	-0.6	0.1	-0.3	0.1	0.0	0.3
3	P11	22.9	0.3	0.2	0.2	0.4	0.6	0.5
3	P12	23.3	0.1	0.1	-0.1	-0.2	-0.1	-0.3
3	P13	23.3	0.6	0.6	0.1	0.3	0.2	0.4
3	P14	24.6	-1.2	-1.0	-1.1	-1.2	-1.0	-1.0
3	P15	24.0	-0.8	-0.6	-0.2	-0.2	-0.4	-0.1
3	P16	23.9	-1.4	-0.6	-0.1	0.1	-0.3	0.1
3	P17	23.6	-0.8	-0.7	-0.3	-0.3	-0.4	0.6
3	P18	22.3	-0.6	0.5	-0.1	0.0	-0.2	1.1
3	P19	21.4	-0.2	0.1	0.5	0.6	0.4	1.0
3	P20	21.1	0.2	0.3	0.1	0.0	1.0	0.1
3	P21	22.9	0.8	0.6	0.1	0.2	0.8	-0.2
3	P22	23.7	0.6	0.8	0.3	-0.1	1.3	-0.6
3	P23	24.3	-0.6	-0.1	-0.4	-0.8	0.2	-1.4
3	P24	21.5	0.6	1.2	0.8	0.1	1.1	0.1
3	P25	22.8	0.2	0.0	0.9	-0.4	0.3	-1.2
5	P1	22.7	1.1	1.3	1.6	0.9	-1.0	1.6
5	P2	22.4	1.7	2.2	2.3	1.2	0.4	1.2
5	P3	24.8	0.4	0.3	0.5	0.2	0.2	-0.9
5	P4	25.5	0.3	0.0	-0.3	0.3	-0.2	-0.7
5	P5	22.6	2.0	1.3	2.6	2.7	1.8	0.9
5	P6	22.2	2.2	1.6	1.7	1.9	1.8	1.5
5	P7	23.1	-1.5	0.1	0.6	0.3	2.2	0.8
5	P8	23.4	-1.4	-1.5	-1.6	-0.2	1.5	-0.3
5	P9	25.2	0.0	-1.6	0.1	-1.0	1.5	-0.5
5	P10	23.5	-1.2	-0.2	-1.4	-0.4	0.9	-0.3
5	P11	24.2	-0.8	0.1	-1.0	-0.1	0.9	0.7
5	P12	24.3	-1.2	-0.8	-1.4	-1.0	0.7	0.5
5	P13	24.1	-1.1	-0.4	-0.3	-0.7	0.6	0.7

Tracking Code: TC0426--0462	Part #: QFSS-052-01-H-D-PC4
Part description: High Speed Shielded Socket	

5	P14	23.3	-0.7	-0.4	-0.7	-0.5	1.8	1.0
5	P15	23.8	-0.7	-0.5	-0.9	-1.0	1.9	0.4
5	P16	24.8	-1.3	0.0	-1.6	-1.9	0.5	-1.3
5	P17	22.6	0.7	0.6	0.7	0.3	2.6	1.1
5	P18	23.4	-1.6	-0.4	-0.9	0.3	1.6	-0.3
5	P19	22.9	-0.6	3.1	0.3	0.2	1.7	1.1
5	P20	21.6	1.7	1.2	2.3	1.6	2.3	1.4
5	P21	23.3	2.2	1.1	2.1	2.4	3.9	1.8
5	P22	24.2	1.1	1.2	0.9	1.5	3.4	0.9
5	P23	24.7	1.2	0.6	1.1	0.7	4.1	0.8
5	P24	21.6	2.5	2.1	3.0	2.5	6.9	2.4
5	P25	22.1	2.5	0.2	2.1	1.3	7.1	0.4
6	P1	24.4	-0.9	-1.7	-1.4	-2.0	-1.9	-0.8
6	P2	23.3	-1.1	-1.2	-1.2	3.1	-1.1	0.0
6	P3	24.5	0.2	-1.2	-0.8	-0.2	-1.0	-0.9
6	P4	24.3	1.5	0.1	-0.1	-0.6	-0.7	-0.7
6	P5	22.4	0.0	-0.2	-0.1	0.9	0.0	1.1
6	P6	22.9	-0.9	-1.6	-1.4	-1.7	-1.6	-1.0
6	P7	23.8	-2.2	-1.0	-1.1	-0.8	-0.7	-1.7
6	P8	22.7	-1.4	-0.3	-0.8	-1.0	-0.1	-0.6
6	P9	24.1	-0.1	-0.4	-0.9	-0.6	-0.1	0.0
6	P10	24.1	-0.8	0.0	-0.4	-0.5	-0.3	-0.4
6	P11	24.3	-0.7	-0.6	-0.7	-0.4	-0.6	-0.5
6	P12	24.3	-0.5	-0.4	-0.7	-0.5	-0.2	-0.2
6	P13	25.5	-1.1	-1.5	-2.2	-2.0	-2.6	-2.0
6	P14	23.8	0.0	0.0	0.1	-0.5	-0.3	-1.3
6	P15	24.0	-0.5	-0.3	-0.6	-0.7	-0.1	-1.2
6	P16	22.8	-0.2	0.4	0.5	0.2	0.8	0.3
6	P17	22.2	0.1	0.2	0.1	0.1	0.6	-0.3
6	P18	22.4	0.3	-0.2	-0.6	0.0	-0.2	-0.5
6	P19	21.1	-0.3	0.5	0.2	0.7	0.7	1.4
6	P20	21.1	0.0	0.8	-0.2	-0.1	0.1	-0.1
6	P21	22.6	0.7	-0.3	0.0	0.6	0.8	-0.1
6	P22	24.2	-0.5	-0.8	-0.3	0.2	-0.2	-0.7
6	P23	24.0	-0.8	-1.2	-0.4	-0.7	-0.4	-0.5
6	P24	21.1	0.8	0.2	0.4	1.3	1.2	0.1
6	P25	21.9	0.3	-0.1	0.1	0.3	0.7	0.4
7	P1	21.8	0.1	0.9	1.9	0.6	0.4	0.2
7	P2	21.3	0.6	1.2	1.4	0.3	0.8	0.5
7	P3	22.2	-0.2	0.6	1.3	0.9	1.0	1.8
7	P4	23.6	-0.1	1.1	0.7	0.7	0.1	-0.4
7	P5	21.2	0.7	1.3	2.2	0.8	1.0	0.9
7	P6	20.8	-0.3	1.2	2.3	0.5	0.7	0.8
7	P7	21.4	-0.2	0.3	-0.7	0.5	1.6	0.9
7	P8	22.1	-0.8	-0.7	-1.2	-0.1	-0.8	-0.1
7	P9	24.4	-1.5	-1.7	-2.1	-1.3	-1.5	-2.2
7	P10	22.7	0.0	-0.1	-0.5	0.2	-0.2	-0.1
7	P11	24.2	-0.1	-0.1	-0.8	-0.7	-1.2	-0.4
7	P12	23.6	-0.7	-0.3	-1.3	-0.7	-0.8	-0.7
7	P13	23.3	-0.5	-0.1	-0.9	-0.4	0.3	0.3

Tracking Code: TC0426--0462	Part #: QFSS-052-01-H-D-PC4
Part description: High Speed Shielded Socket	

7	P14	24.8	-1.0	-1.0	-2.2	-1.7	-1.4	-1.8
7	P15	23.7	0.0	-0.5	-0.1	-0.7	-0.8	-1.3
7	P16	23.5	-0.5	-0.8	-0.7	-0.8	-0.5	-0.5
7	P17	23.5	-0.9	-1.2	-1.4	-1.1	-0.5	-1.2
7	P18	22.2	-0.1	-0.3	-0.7	0.0	-0.3	0.3
7	P19	21.7	0.0	-0.1	-0.7	0.5	0.1	0.3
7	P20	20.5	0.2	0.9	1.8	1.2	0.9	1.1
7	P21	23.0	-0.9	-0.1	1.2	-0.4	-0.5	-0.6
7	P22	24.8	-1.9	-1.1	-0.7	-1.3	-1.6	-0.9
7	P23	23.9	-1.3	-1.4	0.5	-0.9	-0.7	-0.5
7	P24	21.6	-0.1	0.4	1.4	0.3	1.0	1.7
7	P25	21.5	0.2	0.5	1.4	0.7	1.4	1.4
8	P1	24.4	-1.4	-1.2	-1.2	-3.5	-0.9	-1.0
8	P2	22.4	-0.5	0.0	-0.9	-1.4	-0.1	0.2
8	P3	23.1	1.7	1.5	0.6	-1.3	0.8	0.2
8	P4	26.7	-0.1	-1.4	-1.6	-3.3	-2.2	-3.6
8	P5	22.5	-0.6	-0.2	-0.5	-1.6	-0.7	-0.8
8	P6	22.5	-1.4	-1.4	-1.4	-0.9	-1.4	-1.7
8	P7	22.7	-1.0	-0.5	-0.2	1.1	-0.4	0.4
8	P8	22.8	-1.9	-0.6	-0.4	0.2	-0.3	-0.4
8	P9	23.9	-0.9	-1.3	-1.0	1.1	0.1	0.0
8	P10	23.8	-0.6	-0.9	-0.6	1.0	-0.4	-0.8
8	P11	24.8	0.6	-0.6	-0.5	-0.1	-1.0	-1.6
8	P12	24.5	1.3	0.8	0.0	-0.1	-0.5	-0.4
8	P13	23.4	0.3	0.3	0.4	-0.1	-0.5	-0.3
8	P14	23.4	0.3	0.3	0.2	0.0	0.3	-0.3
8	P15	23.3	0.6	0.3	0.4	0.0	1.0	0.0
8	P16	23.4	0.0	0.5	0.3	0.0	0.7	0.0
8	P17	23.2	-0.3	0.0	0.4	-0.2	0.3	-0.4
8	P18	22.6	-1.8	-1.0	-0.7	0.3	-0.3	0.1
8	P19	22.4	-0.9	-0.4	-0.3	0.0	-0.5	-0.4
8	P20	22.3	-1.0	-1.0	-1.0	-0.8	-0.6	-1.0
8	P21	22.0	0.3	0.2	0.2	-0.2	1.1	0.6
8	P22	24.7	-0.5	-0.6	-0.4	-1.2	0.4	-0.9
8	P23	24.0	0.1	0.2	-0.2	-0.9	0.0	-0.5
8	P24	21.4	2.0	2.0	1.1	-0.1	1.6	1.7
8	P25	21.5	0.9	1.1	1.0	0.2	2.4	1.1

Tracking Code: TC0426--0462

Part #: QFSS-052-01-H-D-PC4

Part description: High Speed Shielded Socket

DATA Continued**LLCR 1000 Cycle Power Contact Durability:**

Date		Troy Cook	Jul. 01 2004	Jul. 06 2004	Jul. 08 2004	Jul. 08 2004	Jul. 12 2004	Jul. 14 2004
Room Temp C		23	25	24	25	24	25	24
RH		35%	57%	43%	50%	36%	56%	46%
Name		Troy Cook	Troy Cook	Troy Cook	Troy Cook	Troy Cook	Troy Cook	Troy Cook
mOhm values		Actual	Delta	Delta	Delta	Delta	Delta	Delta
Board	Position	Initial	25 Cycles	50 Cycles	100 Cycles	250 Cycles	500 Cycles	1000 Cycles
1	P1	4.6	-0.2	-0.2	-0.2	-0.2	-0.2	-0.3
1	P2	4.8	-0.3	-0.3	-0.1	-0.2	-0.3	-0.4
1	P3	4.5	-0.2	-0.2	0.0	-0.1	0.0	-0.3
1	P4	4.5	-0.1	-0.1	-0.1	0.0	0.0	-0.1
1	P5	4.3	-0.1	-0.1	0.0	0.0	0.0	-0.1
1	P6	4.5	-0.2	-0.1	0.1	0.0	0.0	-0.2
1	P7	4.4	-0.1	0.0	0.0	0.0	0.0	-0.1
1	P8	4.5	0.0	0.0	0.0	0.1	0.0	0.1
2	P1	4.9	-0.2	-0.1	-0.1	-0.4	-0.5	-0.6
2	P2	4.6	-0.1	0.1	0.1	-0.4	-0.3	-0.4
2	P3	4.6	0.0	0.0	0.0	0.1	0.0	-0.1
2	P4	4.6	-0.1	-0.1	0.0	-0.1	-0.1	-0.3
2	P5	4.9	-0.1	0.0	0.0	0.0	0.0	0.1
2	P6	4.7	-0.1	-0.1	0.0	0.0	-0.1	-0.1
2	P7	4.8	-0.1	0.0	0.0	0.0	0.0	-0.1
2	P8	4.7	-0.1	0.0	0.0	0.0	-0.1	-0.2
3	P1	4.7	0.1	-0.1	-0.2	-0.2	-0.2	0.0
3	P2	4.6	0.0	0.1	0.1	0.0	0.2	0.4
3	P3	4.6	-0.2	0.0	0.0	0.0	0.0	0.2
3	P4	4.9	0.0	-0.2	-0.3	-0.3	-0.2	-0.3
3	P5	4.7	0.0	0.2	0.1	0.0	0.1	0.1
3	P6	4.9	0.0	0.1	0.0	-0.1	0.0	-0.1
3	P7	5.1	-0.4	-0.3	-0.3	-0.4	-0.4	-0.5
3	P8	4.6	0.0	0.1	0.2	0.0	0.3	0.0
5	P1	4.6	0.3	0.2	0.6	0.4	0.0	-0.1
5	P2	4.7	0.1	0.2	0.2	0.2	0.2	0.0
5	P3	4.7	-0.1	-0.1	0.0	-0.1	-0.2	0.0
5	P4	4.7	0.1	-0.1	-0.2	-0.1	-0.2	0.0
5	P5	4.5	-0.2	0.0	0.1	0.1	-0.1	-0.1
5	P6	4.6	0.1	0.1	0.2	0.2	0.0	-0.5
5	P7	4.7	-0.2	-0.1	-0.1	-0.1	-0.5	0.0
5	P8	4.6	0.2	0.8	0.6	0.5	-0.1	0.0
6	P1	4.7	0.1	0.2	0.2	0.1	0.2	0.4
6	P2	4.6	0.2	0.3	0.3	0.2	0.2	0.1
6	P3	4.6	0.2	0.1	0.0	0.1	0.0	0.1
6	P4	4.6	0.0	0.2	0.0	0.0	0.0	0.1
6	P5	4.6	0.2	0.1	0.1	0.0	0.0	0.1
6	P6	4.5	0.1	0.2	0.2	0.1	0.1	0.1

Tracking Code: TC0426--0462	Part #: QFSS-052-01-H-D-PC4
Part description: High Speed Shielded Socket	

6	P7	4.6	0.1	0.2	0.1	0.0	0.0	0.0
6	P8	4.6	0.0	0.0	-0.1	0.0	-0.2	-0.2
7	P1	4.7	-0.1	0.0	-0.2	0.2	0.0	-0.1
7	P2	4.4	0.0	0.0	0.0	0.0	0.1	0.0
7	P3	4.6	0.0	0.0	0.0	0.0	0.0	-0.1
7	P4	4.7	0.0	-0.1	-0.1	0.1	0.1	-0.1
7	P5	4.7	-0.1	0.0	0.2	0.2	0.7	0.2
7	P6	4.6	0.0	0.0	0.1	0.2	0.2	0.0
7	P7	4.6	-0.1	-0.1	-0.1	0.1	0.0	0.0
7	P8	4.7	-0.1	-0.1	0.0	0.1	-0.1	-0.1
8	P1	4.5	0.0	0.2	0.2	0.1	0.2	0.1
8	P2	4.4	0.2	0.3	0.3	0.2	0.1	0.1
8	P3	4.5	0.0	0.0	0.0	0.0	0.1	-0.1
8	P4	4.5	0.1	0.1	0.1	0.1	0.1	0.0
8	P5	4.8	0.0	0.0	0.0	-0.1	0.0	-0.1
8	P6	4.6	0.0	0.0	0.0	0.0	0.0	0.1
8	P7	4.7	0.1	0.2	0.3	0.2	0.1	-0.2
8	P8	4.5	0.0	0.0	0.0	0.0	0.0	0.0

et4U.com

DataSheet4U.com

DataShee

DataSheet4U.com

www.DataSheet4U.com

DataSheet4U.com

DataSheet4U.com

Tracking Code: TC0426--0462

Part #: QFSS-052-01-H-D-PC4

Part description: High Speed Shielded Socket

DATA Continued**LLCR 100 Cycle Signal Contact Durability with Environmental Stressing:**

		Date	Jun. 29 2004	Jun. 30 2004	Jul. 13 2004	Jul. 30 2004
		Room Temp C	23	24	24	23
		RH	37%	43%	44%	40%
		Name	Troy Cook	Troy Cook	Troy Cook	Troy Cook
mOhm values			Actual	Delta	Delta	Delta
Board	Position		Initial	100 Cycles	Thermal	Humidity
1	P1		23.2	-1.4	2.5	-0.9
1	P2		21.9	0.3	3.4	1.8
1	P3		22.9	-0.6	2.6	1.6
1	P4		25.5	-0.8	1.8	-0.1
1	P5		24.5	-2.3	2.9	1.5
1	P6		21.4	-0.7	4.4	1.0
1	P7		21.9	0.2	0.6	0.9
1	P8		21.4	0.0	0.5	1.9
1	P9		22.7	-0.1	1.4	1.4
1	P10		23.0	-0.8	0.5	2.9
1	P11		23.2	0.1	1.5	2.0
1	P12		22.7	-0.3	1.7	2.2
1	P13		23.5	-0.1	4.0	2.1
1	P14		23.3	0.9	1.3	0.9
1	P15		23.2	0.6	1.3	1.9
1	P16		23.4	2.1	2.6	2.3
1	P17		22.5	0.2	1.2	2.4
1	P18		22.7	-0.8	0.5	0.7
1	P19		21.9	-0.9	0.6	1.3
1	P20		20.9	0.0	3.2	0.7
1	P21		23.8	-1.8	3.9	1.1
1	P22		23.9	-1.1	1.6	1.1
1	P23		24.2	-0.6	2.0	1.7
1	P24		21.3	0.3	4.5	3.5
1	P25		21.4	1.4	3.6	1.4
2	P1		23.2	-0.5	0.0	2.0
2	P2		22.0	0.3	1.1	1.3
2	P3		22.9	0.7	2.1	2.6
2	P4		25.0	-0.4	1.0	0.5
2	P5		24.6	-1.8	0.2	0.4
2	P6		21.3	0.2	0.8	0.8
2	P7		21.8	-0.2	0.5	0.2
2	P8		21.3	-0.7	1.5	1.4
2	P9		22.9	0.3	2.0	1.9
2	P10		23.5	0.0	1.4	1.4
2	P11		23.3	0.3	1.4	1.4
2	P12		23.0	0.6	2.0	1.6
2	P13		22.8	-0.1	2.2	2.2

www.DataSheet4U.com

Tracking Code: TC0426--0462

Part #: QFSS-052-01-H-D-PC4

Part description: High Speed Shielded Socket

2	P14	24.5	-1.4	-0.9	-0.7
2	P15	23.1	0.4	1.1	1.4
2	P16	22.8	-0.2	1.4	1.5
2	P17	23.7	-0.6	0.6	1.4
2	P18	20.7	0.2	2.2	2.3
2	P19	21.2	0.5	1.5	1.4
2	P20	21.2	-0.6	0.2	1.0
2	P21	22.8	0.0	0.5	0.3
2	P22	23.9	-1.1	0.8	1.1
2	P23	23.4	-0.3	1.1	3.5
2	P24	23.6	-0.3	0.8	0.8
2	P25	21.8	0.0	0.3	0.6
3	P1	23.2	-0.2	0.6	0.0
3	P2	21.5	0.7	3.4	1.7
3	P3	30.9	-6.5	-5.2	-6.5
3	P4	24.1	1.6	1.8	1.3
3	P5	23.4	0.2	2.9	0.8
3	P6	21.8	-0.1	2.8	1.6
3	P7	21.3	-0.5	1.0	1.5
3	P8	21.3	-0.3	1.4	1.5
3	P9	25.1	-1.5	-0.3	-0.8
3	P10	23.8	-0.8	1.5	0.9
3	P11	23.7	0.2	0.8	0.2
3	P12	23.8	-0.6	1.1	0.3
3	P13	24.7	1.7	0.5	-0.1
3	P14	24.2	-0.5	0.4	-0.1
3	P15	23.3	-0.5	1.3	1.1
3	P16	23.5	-0.1	1.4	1.5
3	P17	22.9	-0.2	1.3	1.3
3	P18	21.0	0.8	1.3	1.6
3	P19	22.1	0.3	1.1	0.6
3	P20	21.4	-0.7	2.3	1.1
3	P21	23.3	-0.6	3.7	1.4
3	P22	24.2	-0.9	0.7	2.3
3	P23	23.9	-0.7	1.5	3.0
3	P24	22.2	0.7	2.9	1.4
3	P25	22.3	0.8	1.4	0.4
4	P1	23.3	-0.4	1.8	0.8
4	P2	22.3	-0.8	1.7	0.9
4	P3	23.2	-0.7	2.1	1.7
4	P4	25.1	-0.9	1.7	0.5
4	P5	22.3	-0.6	2.5	1.0
4	P6	21.7	-0.7	1.6	0.2
4	P7	22.3	-0.6	1.1	0.5
4	P8	22.4	0.7	3.3	0.7
4	P9	23.2	-0.1	2.3	1.2
4	P10	23.0	-0.7	1.5	1.2
4	P11	23.4	0.3	2.5	0.9
4	P12	23.9	0.1	0.9	-0.4
4	P13	22.9	-0.3	1.4	0.8

et4U.com

DataShee

DataSheet4U.com

www.DataSheet4U.com

Tracking Code: TC0426--0462

Part #: QFSS-052-01-H-D-PC4

Part description: High Speed Shielded Socket

4	P14	23.0	0.1	2.0	1.2
4	P15	23.2	-0.1	2.3	1.4
4	P16	23.4	-0.1	1.7	1.3
4	P17	22.8	0.2	2.9	1.8
4	P18	22.5	0.3	2.9	0.6
4	P19	21.3	0.2	0.9	1.1
4	P20	21.1	-0.4	2.0	1.1
4	P21	22.7	-0.9	2.6	0.4
4	P22	24.0	-0.9	1.8	0.4
4	P23	23.5	0.6	5.0	2.0
4	P24	22.2	0.3	4.9	1.5
4	P25	21.5	1.4	2.2	1.3
5	P1	22.4	0.0	0.8	1.2
5	P2	22.4	-0.4	0.5	1.9
5	P3	23.7	-0.5	1.6	0.8
5	P4	23.6	0.4	1.1	1.1
5	P5	26.1	-2.2	-0.8	-0.6
5	P6	21.4	-0.6	0.3	0.6
5	P7	22.3	-0.2	1.0	0.5
5	P8	23.6	-1.7	1.3	0.6
5	P9	24.0	-0.8	2.0	1.1
5	P10	25.5	-2.1	0.1	-1.3
5	P11	24.5	-0.9	0.7	-0.1
5	P12	23.2	0.1	1.8	0.5
5	P13	22.7	0.4	2.4	1.2
5	P14	29.2	-3.6	-2.3	-2.2
5	P15	22.7	-10.7	-9.7	-10.1
5	P16	23.0	-1.4	1.5	0.2
5	P17	22.9	-1.3	1.8	0.5
5	P18	20.8	-1.0	2.3	1.5
5	P19	21.1	0.5	2.4	2.4
5	P20	21.3	0.0	0.3	0.9
5	P21	23.0	-0.5	0.4	2.8
5	P22	22.9	0.4	1.7	1.6
5	P23	24.2	-0.6	1.6	0.6
5	P24	21.9	0.5	1.6	2.0
5	P25	21.5	0.0	0.7	1.0
6	P1	22.6	0.9	1.0	1.3
6	P2	23.2	-0.1	0.8	0.7
6	P3	24.4	1.2	1.0	1.4
6	P4	26.7	-0.2	-0.6	-1.5
6	P5	24.7	-1.4	-0.6	0.2
6	P6	22.9	-1.3	-1.4	-0.4
6	P7	22.3	0.7	2.1	1.0
6	P8	24.0	0.0	0.6	-0.2
6	P9	25.8	-0.2	0.6	-0.1
6	P10	24.9	-1.0	0.9	0.2
6	P11	25.6	-0.7	-0.6	-0.4
6	P12	25.6	-0.8	-0.3	-0.8
6	P13	24.4	0.7	1.2	0.4

et4U.com

DataShee

DataSheet4U.com

www.DataSheet4U.com

Tracking Code: TC0426--0462

Part #: QFSS-052-01-H-D-PC4

Part description: High Speed Shielded Socket

6	P14	24.0	0.0	0.9	1.1
6	P15	23.5	0.9	1.0	1.4
6	P16	23.6	0.0	1.3	1.2
6	P17	23.7	-0.1	1.6	2.1
6	P18	21.9	-0.1	2.8	3.0
6	P19	22.0	-0.2	1.6	2.0
6	P20	21.4	-0.5	0.2	0.4
6	P21	22.7	-0.5	1.5	2.4
6	P22	23.2	0.1	2.4	2.4
6	P23	25.4	-0.1	0.5	1.4
6	P24	22.4	0.8	1.5	2.2
6	P25	20.6	1.5	2.2	2.7
7	P1	24.7	-1.6	-0.9	-1.0
7	P2	23.7	-1.7	1.1	1.3
7	P3	25.0	-2.2	1.5	0.6
7	P4	24.1	-0.9	2.6	1.5
7	P5	22.5	-0.5	5.0	3.2
7	P6	21.5	-0.1	15.3	3.8
7	P7	22.4	0.2	1.3	1.0
7	P8	22.7	0.2	1.3	2.7
7	P9	24.8	-1.4	0.5	1.4
7	P10	23.8	-0.4	0.2	1.2
7	P11	24.9	-1.5	-0.8	0.5
7	P12	24.9	-1.5	-0.9	0.6
7	P13	24.2	-1.4	-0.4	0.7
7	P14	24.0	-0.5	0.0	0.2
7	P15	24.4	-0.6	-0.4	0.3
7	P16	23.1	0.4	1.0	2.0
7	P17	23.0	0.7	1.8	1.6
7	P18	22.2	-0.1	0.3	1.0
7	P19	22.4	-0.3	0.1	0.0
7	P20	21.3	0.3	3.2	2.8
7	P21	23.6	-1.1	3.1	2.6
7	P22	25.3	-1.2	-0.4	0.2
7	P23	23.6	0.0	3.3	3.0
7	P24	22.8	-0.3	3.4	3.8
7	P25	21.8	-0.5	2.4	2.1
8	P1	23.0	-0.3	0.2	-0.1
8	P2	21.3	1.9	3.1	1.9
8	P3	22.2	0.8	1.0	1.6
8	P4	23.7	-0.1	0.7	1.0
8	P5	22.0	0.2	1.8	2.2
8	P6	21.0	-0.4	0.8	0.5
8	P7	22.4	-0.7	0.9	0.3
8	P8	22.0	-1.7	1.1	2.6
8	P9	23.3	-0.9	0.9	2.2
8	P10	23.5	-1.1	0.8	1.2
8	P11	24.4	-1.3	-0.9	-0.4
8	P12	23.7	-1.0	-0.3	0.8
8	P13	23.8	-0.9	0.2	1.1

et4U.com

DataShee

DataSheet4U.com

www.DataSheet4U.com

Tracking Code: TC0426--0462	Part #: QFSS-052-01-H-D-PC4
Part description: High Speed Shielded Socket	

8	P14	25.7	-2.7	-1.7	-2.0
8	P15	24.6	-2.0	-0.3	0.0
8	P16	24.3	-1.7	-0.6	-0.3
8	P17	23.8	-0.8	0.3	0.4
8	P18	21.6	0.0	1.4	1.9
8	P19	22.2	-0.4	0.8	0.7
8	P20	20.8	-0.3	1.2	0.6
8	P21	22.3	-0.9	1.7	0.9
8	P22	23.2	-0.4	0.6	0.5
8	P23	22.3	0.1	1.6	1.7
8	P24	20.9	0.8	2.2	1.8
8	P25	21.7	-0.4	1.3	1.1

DataSheet4U.com

Tracking Code: TC0426--0462

Part #: QFSS-052-01-H-D-PC4

Part description: High Speed Shielded Socket

DATA Continued**LLCR 100 Cycle Power Contact Durability with Environmental Stressing:**

		Date	Jun. 29 2004	Jun. 30 2004	Jul. 13 2004	Jul. 30 2004
		Room Temp C	23	24	24	23
		RH	36%	30%	43%	34%
		Name	Troy Cook	Troy Cook	Troy Cook	Troy Cook
mOhm values			Actual	Delta	Delta	Delta
Board	Position		Initial	100 Cycles	Thermal	Humidity
1	P1		4.8	0.0	-0.2	-0.2
1	P2		4.6	0.0	0.0	0.0
1	P3		4.6	0.1	0.0	-0.1
1	P4		5.3	-0.1	0.0	-0.1
1	P5		4.5	0.1	0.2	0.0
1	P6		4.6	0.0	0.1	-0.1
1	P7		4.7	0.0	0.4	-0.2
1	P8		4.7	0.0	0.3	-0.1
2	P1		4.6	-0.3	-0.1	-0.1
2	P2		4.6	-0.1	-0.1	-0.1
2	P3		4.6	0.0	0.0	-0.1
2	P4		4.8	-0.2	-0.1	-0.1
2	P5		4.8	-0.2	-0.3	-0.1
2	P6		4.7	-0.1	-0.1	0.0
2	P7		4.7	-0.3	-0.3	-0.2
2	P8		4.9	-0.4	-0.3	-0.2
3	P1		4.8	-0.2	-0.2	-0.1
3	P2		4.7	-0.1	-0.2	-0.2
3	P3		4.8	-0.3	-0.3	-0.3
3	P4		4.8	-0.2	-0.3	-0.4
3	P5		4.7	0.0	0.1	0.1
3	P6		4.5	-0.1	0.0	-0.1
3	P7		4.6	0.1	0.1	0.1
3	P8		4.6	0.0	0.0	0.0
4	P1		4.6	-0.2	-0.2	-0.2
4	P2		4.5	-0.1	-0.1	-0.2
4	P3		4.6	0.0	0.0	-0.1
4	P4		4.8	-0.3	-0.2	-0.3
4	P5		4.7	0.0	0.0	0.1
4	P6		4.7	-0.2	-0.1	-0.3
4	P7		4.7	-0.3	0.0	-0.3
4	P8		4.4	0.0	0.5	0.1
5	P1		4.5	-0.1	0.0	-0.1
5	P2		4.6	0.0	0.2	-0.1
5	P3		4.4	0.0	0.2	0.1
5	P4		4.4	0.0	0.0	-0.1
5	P5		4.7	-0.1	0.0	-0.2
5	P6		4.6	0.0	0.1	0.0

www.DataSheet4U.com

Tracking Code: TC0426--0462

Part #: QFSS-052-01-H-D-PC4

Part description: High Speed Shielded Socket

5	P7	4.7	-0.2	0.0	-0.2
5	P8	4.6	0.0	0.1	-0.1
6	P1	4.7	0.0	-0.1	0.0
6	P2	4.4	0.0	0.0	0.1
6	P3	4.5	0.0	0.0	0.1
6	P4	4.5	0.0	0.0	0.0
6	P5	4.8	0.1	0.0	0.1
6	P6	4.5	0.0	0.0	0.1
6	P7	4.8	-0.1	-0.1	0.0
6	P8	4.6	-0.2	-0.2	-0.1
7	P1	4.8	0.0	-0.1	0.0
7	P2	4.8	-0.2	-0.2	0.0
7	P3	4.4	0.0	0.1	0.0
7	P4	4.5	-0.1	0.0	-0.1
7	P5	4.8	-0.1	-0.2	-0.2
7	P6	4.8	0.0	-0.2	-0.2
7	P7	4.6	0.2	0.2	0.0
7	P8	4.6	-0.1	0.1	0.0
8	P1	4.7	-0.1	-0.1	-0.2
8	P2	4.5	-0.1	-0.1	-0.1
8	P3	4.6	-0.1	-0.1	-0.1
8	P4	4.4	0.1	0.1	0.0
8	P5	4.5	0.2	0.1	0.0
8	P6	4.6	0.1	0.2	0.0
8	P7	4.5	0.2	0.2	0.0
8	P8	4.6	0.0	0.2	-0.1

Tracking Code: TC0426--0462

Part #: QFSS-052-01-H-D-PC4

Part description: High Speed Shielded Socket

DATA Continued**LLCR 250 Cycle Signal Contact Durability with Environmental Stressing:**

		Date	Jun. 29 2004	Jun. 30 2004	Jul. 13 2004	Jul. 30 2004
		Room Temp C	24	24	24	23
		RH	45%	36%	43%	43%
		Name	Troy Cook	Troy Cook	Troy Cook	Troy Cook
mOhm values			Actual	Delta	Delta	Delta
Board	Position		Initial	250 Cycles	Thermal	Humidity
1	P1		23.1	-1.0	0.3	-0.6
1	P2		22.2	-1.1	0.5	1.9
1	P3		23.7	-0.4	2.4	-0.2
1	P4		26.9	0.7	-0.5	-0.5
1	P5		23.6	0.0	3.8	1.3
1	P6		21.4	-0.7	5.3	0.8
1	P7		20.8	0.9	3.1	2.1
1	P8		20.7	0.8	3.6	2.5
1	P9		23.9	-1.4	1.7	0.9
1	P10		23.1	-0.9	1.8	0.4
1	P11		24.4	-0.2	2.6	0.2
1	P12		23.1	0.3	1.2	1.0
1	P13		22.5	-0.4	3.2	1.6
1	P14		22.4	0.0	1.3	1.8
1	P15		24.2	-1.3	1.1	0.2
1	P16		23.3	-1.1	0.4	0.9
1	P17		23.0	-0.7	0.6	0.6
1	P18		21.0	0.4	3.4	2.8
1	P19		21.3	0.4	2.1	1.2
1	P20		19.8	-0.6	1.4	3.5
1	P21		22.7	-1.1	-1.0	0.7
1	P22		22.3	0.0	0.6	1.1
1	P23		23.1	-0.9	0.3	1.6
1	P24		21.5	-0.5	2.6	2.1
1	P25		21.9	-0.6	0.2	1.7
2	P1		23.6	-1.7	-0.7	0.5
2	P2		21.6	-0.2	0.8	2.9
2	P3		23.8	-0.9	1.9	1.5
2	P4		23.5	-0.6	0.5	1.3
2	P5		22.3	-0.2	1.5	2.3
2	P6		21.0	-0.5	1.4	2.9
2	P7		21.1	0.7	2.2	1.8
2	P8		20.9	0.6	3.3	3.2
2	P9		23.3	-0.3	1.6	1.2
2	P10		22.8	-0.2	1.9	1.2
2	P11		23.8	0.2	0.4	0.8
2	P12		23.0	-0.5	0.7	1.1
2	P13		23.6	0.6	1.5	0.3

www.DataSheet4U.com

Tracking Code: TC0426--0462

Part #: QFSS-052-01-H-D-PC4

Part description: High Speed Shielded Socket

2	P14	23.3	-0.2	1.9	1.9
2	P15	23.0	-0.1	1.8	1.5
2	P16	22.8	-0.1	2.0	1.9
2	P17	22.3	0.4	2.2	2.0
2	P18	21.5	0.3	1.9	1.1
2	P19	21.5	0.2	1.2	0.9
2	P20	20.5	-0.2	2.5	3.1
2	P21	21.9	-0.2	1.7	3.2
2	P22	22.8	0.2	1.3	5.4
2	P23	23.0	0.2	2.3	2.8
2	P24	21.0	-0.1	2.1	3.4
2	P25	21.9	-0.1	1.2	2.3
3	P1	21.9	-0.7	0.9	1.6
3	P2	20.3	0.5	2.1	3.1
3	P3	22.4	0.3	3.2	2.5
3	P4	22.7	1.3	1.3	1.8
3	P5	21.3	1.4	2.4	3.3
3	P6	20.5	1.6	1.8	1.8
3	P7	21.9	-1.1	1.4	0.6
3	P8	22.1	-1.4	2.0	1.0
3	P9	23.8	-0.8	1.1	0.3
3	P10	23.0	-0.3	1.7	0.9
3	P11	23.5	-0.4	0.6	0.8
3	P12	23.2	-0.7	0.5	0.7
3	P13	23.4	-0.4	1.7	0.7
3	P14	24.2	-1.7	0.9	-0.6
3	P15	23.0	-0.8	1.8	0.6
3	P16	23.3	-1.2	1.4	0.5
3	P17	23.0	-1.5	1.5	0.7
3	P18	22.0	-1.3	1.4	1.2
3	P19	21.6	-0.5	1.1	0.0
3	P20	21.0	0.6	1.8	2.6
3	P21	22.0	0.5	1.5	2.6
3	P22	23.0	0.2	1.1	1.9
3	P23	23.4	0.0	1.8	2.0
3	P24	20.6	0.9	2.4	3.4
3	P25	21.2	0.9	1.8	2.3
4	P1	22.7	-0.1	1.3	1.6
4	P2	22.0	-0.7	2.9	2.5
4	P3	22.8	1.1	2.4	2.6
4	P4	24.1	0.2	1.5	1.7
4	P5	23.3	-0.5	2.0	1.7
4	P6	23.2	-0.9	1.2	0.3
4	P7	22.9	-0.6	0.5	0.8
4	P8	23.5	-0.5	1.3	1.3
4	P9	23.2	0.0	2.0	2.2
4	P10	23.7	0.7	1.6	1.3
4	P11	24.2	-0.1	0.2	0.5
4	P12	23.8	-0.6	0.6	1.0
4	P13	23.2	0.6	1.6	1.9

et4U.com

DataShee

DataSheet4U.com

www.DataSheet4U.com

Tracking Code: TC0426--0462

Part #: QFSS-052-01-H-D-PC4

Part description: High Speed Shielded Socket

4	P14	23.2	0.4	1.5	2.6
4	P15	23.2	0.6	1.5	1.9
4	P16	23.0	0.7	1.6	1.7
4	P17	23.8	0.7	1.4	1.1
4	P18	22.4	0.0	1.1	2.2
4	P19	22.4	0.0	0.5	1.3
4	P20	21.3	0.6	2.1	3.7
4	P21	23.8	0.1	0.9	0.4
4	P22	23.6	-0.1	1.7	1.8
4	P23	23.3	0.0	2.6	4.2
4	P24	21.6	0.6	2.7	3.9
4	P25	21.5	0.7	1.7	1.9
5	P1	23.2	-1.1	1.2	0.8
5	P2	23.6	-1.4	1.2	0.4
5	P3	25.2	-1.8	0.9	-0.8
5	P4	25.3	0.0	1.2	0.6
5	P5	25.5	-2.0	1.4	1.0
5	P6	24.1	-2.1	2.1	0.0
5	P7	22.4	0.8	1.3	1.5
5	P8	22.5	0.7	2.8	2.4
5	P9	24.2	0.9	2.3	1.9
5	P10	23.5	0.0	2.3	1.6
5	P11	25.5	-0.2	0.8	1.2
5	P12	24.2	-0.4	1.7	1.2
5	P13	24.1	-0.2	1.9	1.4
5	P14	24.5	-0.8	2.2	0.6
5	P15	23.0	-0.3	2.1	2.3
5	P16	22.8	0.2	3.3	2.6
5	P17	23.7	-0.7	2.0	0.8
5	P18	22.9	0.2	2.1	1.2
5	P19	22.8	-0.7	2.1	1.3
5	P20	22.6	-1.0	2.0	0.4
5	P21	24.4	-0.3	2.4	0.6
5	P22	26.0	-1.0	0.1	0.3
5	P23	25.7	-1.0	1.1	2.3
5	P24	22.7	-0.8	2.0	2.3
5	P25	22.2	-0.4	2.4	0.4
6	P1	23.7	-0.4	2.1	0.5
6	P2	22.0	1.1	4.2	1.2
6	P3	23.4	-0.1	2.0	1.0
6	P4	31.4	-5.3	10.3	-6.3
6	P5	24.6	-1.4	2.9	0.6
6	P6	22.8	-0.4	1.4	-0.5
6	P7	22.4	-1.0	1.3	0.6
6	P8	21.9	-0.5	3.4	0.7
6	P9	22.4	0.8	5.3	1.9
6	P10	22.8	-0.2	2.2	1.5
6	P11	23.1	0.2	2.4	0.8
6	P12	23.0	0.9	4.7	0.9
6	P13	23.2	-0.6	3.9	1.6

et4U.com

DataShee

DataSheet4U.com

www.DataSheet4U.com

Tracking Code: TC0426--0462

Part #: QFSS-052-01-H-D-PC4

Part description: High Speed Shielded Socket

6	P14	22.6	-0.5	1.7	2.1
6	P15	22.6	0.2	3.2	2.5
6	P16	23.2	-0.2	2.2	1.9
6	P17	22.2	0.4	2.5	1.4
6	P18	21.5	0.6	3.8	1.3
6	P19	20.6	0.1	1.9	1.8
6	P20	21.5	0.1	1.9	-0.1
6	P21	21.8	0.6	2.4	3.1
6	P22	22.8	0.5	2.9	1.4
6	P23	22.8	0.6	1.8	2.0
6	P24	20.9	1.3	3.6	2.5
6	P25	20.3	1.8	3.1	2.3
7	P1	21.8	1.2	2.3	2.2
7	P2	22.7	-0.4	1.4	0.4
7	P3	22.2	1.0	1.6	2.6
7	P4	25.3	0.2	-0.2	0.4
7	P5	21.7	0.9	3.7	3.9
7	P6	22.3	-1.4	1.1	-1.3
7	P7	24.2	-1.6	-1.4	1.1
7	P8	24.2	-1.9	-0.1	0.6
7	P9	25.1	-1.1	-0.2	1.7
7	P10	25.2	-0.4	-0.2	1.4
7	P11	24.8	0.1	-0.3	0.6
7	P12	24.2	0.4	-0.2	1.9
7	P13	23.6	0.6	1.3	2.7
7	P14	24.6	-1.3	1.2	1.2
7	P15	25.8	-1.6	0.2	0.2
7	P16	25.2	-2.2	-0.4	0.9
7	P17	24.5	-1.0	2.4	1.2
7	P18	25.0	-2.5	-1.5	0.2
7	P19	23.4	-1.6	-1.2	0.1
7	P20	22.0	-0.9	0.8	-1.1
7	P21	21.7	1.6	3.7	2.8
7	P22	23.1	0.8	3.2	1.8
7	P23	23.8	-0.1	1.8	0.8
7	P24	21.5	2.0	3.6	2.4
7	P25	21.6	1.9	2.6	1.3
8	P1	22.5	-0.5	1.9	0.8
8	P2	21.5	-0.8	1.8	2.7
8	P3	22.8	-0.9	0.6	1.5
8	P4	25.6	-2.7	-1.9	2.5
8	P5	23.6	-1.8	1.4	1.1
8	P6	21.3	-0.1	2.2	1.6
8	P7	21.4	0.7	0.6	3.2
8	P8	22.6	-1.5	-0.2	1.6
8	P9	23.5	-1.3	0.2	2.9
8	P10	24.2	-2.3	-0.5	0.9
8	P11	24.3	-2.0	-1.5	1.2
8	P12	23.8	-1.5	-0.2	2.0
8	P13	24.1	-2.0	-0.8	2.0

et4U.com

DataShee

DataSheet4U.com

www.DataSheet4U.com

Tracking Code: TC0426--0462	Part #: QFSS-052-01-H-D-PC4
Part description: High Speed Shielded Socket	

8	P14	23.0	-0.9	0.3	2.0
8	P15	23.5	-1.3	0.2	2.7
8	P16	23.3	-1.4	1.1	1.8
8	P17	22.5	-0.8	0.7	2.6
8	P18	21.8	-1.0	0.6	3.3
8	P19	21.6	-0.6	0.0	2.2
8	P20	20.8	-0.5	1.7	1.2
8	P21	22.4	-0.8	1.6	2.2
8	P22	23.7	0.4	0.9	0.2
8	P23	23.7	-1.2	0.8	0.2
8	P24	21.6	-0.5	2.6	1.6
8	P25	21.7	-0.7	0.4	1.0

DataSheet4U.com

Tracking Code: TC0426--0462

Part #: QFSS-052-01-H-D-PC4

Part description: High Speed Shielded Socket

DATA Continued**LLCR 250 Cycle Power Contact Durability with Environmental Stressing:**

		Date	Jun. 29 2004	Jun. 30 2004	Jul. 13 2004	Jul. 30 2004
		Room Temp C	24	24	24	23
		RH	39%	30%	39%	52%
		Name	Troy Cook	Troy Cook	Troy Cook	Troy Cook
mOhm values			Actual	Delta	Delta	Delta
Board	Position		Initial	250 Cycles	Thermal	Humidity
1	P1		4.6	-0.1	0.1	0.1
1	P2		4.6	0.1	0.2	0.1
1	P3		4.5	0.1	0.2	0.0
1	P4		4.6	0.1	0.1	0.1
1	P5		4.6	0.1	0.1	0.1
1	P6		4.6	0.0	0.0	0.0
1	P7		4.6	-0.1	0.0	0.1
1	P8		4.6	0.0	0.0	0.0
2	P1		4.5	0.1	0.4	1.4
2	P2		4.5	0.0	0.3	1.4
2	P3		4.6	0.0	0.1	0.1
2	P4		4.8	-0.4	-0.1	0.6
2	P5		4.7	0.1	0.1	0.3
2	P6		4.6	0.1	0.1	0.2
2	P7		4.6	0.1	0.1	0.3
2	P8		4.7	0.0	0.0	0.1
3	P1		4.5	0.1	0.1	0.2
3	P2		4.6	0.0	0.1	0.1
3	P3		4.5	-0.1	0.0	0.0
3	P4		4.8	0.0	-0.1	-0.1
3	P5		4.6	0.1	0.1	0.2
3	P6		4.7	0.0	0.1	0.0
3	P7		4.6	-0.1	0.0	0.0
3	P8		4.6	0.0	0.1	0.0
4	P1		4.6	0.1	0.1	-0.1
4	P2		4.6	-0.1	0.1	0.1
4	P3		4.6	0.0	0.1	-0.1
4	P4		4.7	-0.1	0.0	-0.1
4	P5		4.6	0.0	0.0	0.1
4	P6		4.6	-0.1	-0.1	0.0
4	P7		4.5	-0.1	0.0	0.0
4	P8		4.5	-0.2	0.0	0.0
5	P1		4.7	-0.3	-0.3	-0.1
5	P2		4.4	0.4	0.6	1.2
5	P3		4.7	-0.1	-0.1	-0.1
5	P4		4.6	-0.3	-0.2	-0.3
5	P5		4.8	-0.2	-0.1	-0.1
5	P6		4.7	-0.1	0.0	0.0

Tracking Code: TC0426--0462

Part #: QFSS-052-01-H-D-PC4

Part description: High Speed Shielded Socket

5	P7	5.0	0.0	0.1	0.2
5	P8	4.7	-0.2	-0.2	-0.1
6	P1	4.8	-0.2	-0.1	-0.2
6	P2	4.7	0.1	0.3	0.1
6	P3	4.5	-0.1	-0.1	-0.1
6	P4	4.4	0.1	0.2	0.0
6	P5	4.5	-0.1	0.1	-0.2
6	P6	4.6	-0.1	-0.2	-0.2
6	P7	4.6	-0.3	-0.1	-0.3
6	P8	4.5	0.0	0.1	0.0
7	P1	4.5	0.1	0.2	0.1
7	P2	4.5	0.1	0.1	0.1
7	P3	4.5	-0.2	0.0	-0.1
7	P4	4.4	0.0	0.1	0.0
7	P5	5.0	-0.2	-0.1	0.1
7	P6	4.7	0.2	0.1	0.1
7	P7	4.6	0.2	0.1	0.0
7	P8	4.7	0.1	0.0	0.0
8	P1	4.6	-0.2	-0.2	-0.3
8	P2	5.1	-0.8	-0.7	-0.8
8	P3	4.5	-0.1	0.1	-0.1
8	P4	4.6	-0.1	0.0	-0.1
8	P5	4.7	0.0	0.3	-0.1
8	P6	4.6	-0.1	0.1	-0.2
8	P7	4.7	-0.1	0.0	-0.3
8	P8	4.7	-0.1	0.0	-0.2

Tracking Code: TC0426--0462

Part #: QFSS-052-01-H-D-PC4

Part description: High Speed Shielded Socket

DATA Continued**LLCR 500 Cycle Signal Contact Durability with Environmental Stressing:**

		Date	Jun. 29 2004	Jun. 30 2004	Jul. 13 2004	Aug. 02 2004
		Room Temp C	23	24	24	23
		RH	52%	43%	43%	53%
		Name	Troy Cook	Troy Cook	Troy Cook	Troy Cook
mOhm values			Actual	Delta	Delta	Delta
Board	Position		Initial	500 Cycles	Thermal	Humidity
1	P1		23.4	-0.9	-0.1	-2.1
1	P2		21.7	0.6	1.5	1.6
1	P3		24.0	-0.3	1.5	0.4
1	P4		23.6	-0.7	-0.2	-0.7
1	P5		21.6	1.2	4.9	2.1
1	P6		22.0	0.6	3.3	-0.8
1	P7		21.2	-1.0	1.4	2.6
1	P8		20.5	0.1	2.7	3.4
1	P9		22.8	-1.1	1.3	1.4
1	P10		22.5	-0.7	1.3	2.4
1	P11		23.4	0.1	0.9	2.1
1	P12		24.8	-1.2	-0.9	-0.9
1	P13		24.2	-0.7	0.1	0.6
1	P14		23.5	-0.1	0.7	0.9
1	P15		22.5	-0.1	1.5	2.1
1	P16		23.2	-0.6	1.7	2.3
1	P17		21.7	0.3	3.1	3.2
1	P18		21.6	0.2	2.1	3.0
1	P19		21.8	-1.4	1.1	2.8
1	P20		20.6	0.6	0.9	0.8
1	P21		21.9	1.6	3.2	2.6
1	P22		24.3	0.1	1.8	0.7
1	P23		22.7	0.4	2.3	2.1
1	P24		20.7	1.5	1.7	1.5
1	P25		21.8	0.2	1.0	0.1
2	P1		22.9	0.6	0.2	-0.6
2	P2		22.6	-0.2	0.7	1.4
2	P3		23.6	0.3	2.1	2.1
2	P4		23.9	-0.1	3.2	1.0
2	P5		23.4	0.3	2.6	0.7
2	P6		20.9	0.2	2.3	0.5
2	P7		21.9	1.1	1.9	2.0
2	P8		22.9	0.0	0.9	2.3
2	P9		23.5	-0.2	1.4	2.4
2	P10		24.4	-1.1	0.4	0.7
2	P11		24.5	-0.5	0.7	0.2
2	P12		24.9	-0.5	1.3	0.6
2	P13		24.0	0.1	1.0	1.5

www.DataSheet4U.com

Tracking Code: TC0426--0462

Part #: QFSS-052-01-H-D-PC4

Part description: High Speed Shielded Socket

2	P14	23.0	0.3	2.5	2.1
2	P15	23.4	0.7	2.4	2.0
2	P16	22.7	1.3	3.5	2.8
2	P17	22.1	1.7	2.9	3.3
2	P18	20.9	0.8	3.1	4.0
2	P19	20.9	0.6	1.7	3.2
2	P20	20.6	1.2	3.0	0.8
2	P21	22.0	0.6	3.8	2.9
2	P22	22.9	0.5	3.2	2.3
2	P23	24.0	0.8	2.0	2.1
2	P24	22.2	-0.1	2.6	0.9
2	P25	21.8	0.0	1.9	-0.1
3	P1	22.2	-0.9	0.1	3.6
3	P2	22.2	-0.4	1.1	2.7
3	P3	22.7	-0.8	0.4	2.3
3	P4	24.6	0.5	0.6	2.0
3	P5	22.5	-0.3	1.7	11.1
3	P6	21.1	0.5	1.6	3.5
3	P7	20.8	2.3	4.8	3.3
3	P8	22.2	2.6	3.9	3.0
3	P9	25.0	-0.7	1.4	3.5
3	P10	24.5	-0.2	1.6	2.3
3	P11	24.1	0.0	2.1	3.4
3	P12	26.1	-1.8	-0.1	0.3
3	P13	24.8	0.1	2.6	1.0
3	P14	23.8	0.7	4.0	3.4
3	P15	22.7	1.8	7.9	5.2
3	P16	24.0	1.2	3.5	4.2
3	P17	23.1	1.4	4.2	4.1
3	P18	23.2	1.3	3.1	2.8
3	P19	22.3	0.7	3.5	3.1
3	P20	21.0	0.9	1.6	2.6
3	P21	23.3	0.4	2.1	2.6
3	P22	24.6	-1.5	1.8	1.0
3	P23	26.6	-2.9	-1.6	-0.4
3	P24	21.3	0.1	2.1	3.6
3	P25	21.2	0.3	1.5	2.8
4	P1	22.9	0.0	1.4	1.5
4	P2	22.7	-1.2	1.8	1.6
4	P3	24.7	0.5	0.9	0.6
4	P4	25.8	-0.1	0.9	0.4
4	P5	24.1	0.7	3.9	2.7
4	P6	23.3	-1.4	1.7	0.9
4	P7	22.8	-0.4	2.6	0.3
4	P8	25.9	-3.2	-1.2	-2.3
4	P9	23.8	0.3	2.8	1.1
4	P10	24.0	0.4	2.4	1.1
4	P11	24.1	0.7	1.6	2.2
4	P12	24.1	-0.2	0.9	0.5
4	P13	23.8	0.5	1.3	0.7

et4U.com

DataShee

DataSheet4U.com

www.DataSheet4U.com

Tracking Code: TC0426--0462

Part #: QFSS-052-01-H-D-PC4

Part description: High Speed Shielded Socket

4	P14	24.1	0.0	3.1	1.0
4	P15	23.3	0.5	2.5	1.2
4	P16	23.3	0.3	2.3	1.2
4	P17	22.7	0.6	3.6	1.9
4	P18	22.5	-0.1	1.7	1.0
4	P19	22.3	0.4	2.7	1.2
4	P20	21.2	0.0	1.0	2.0
4	P21	24.1	-0.8	0.1	1.8
4	P22	26.4	-0.6	3.2	2.3
4	P23	24.8	-1.2	1.9	1.0
4	P24	22.0	0.5	2.4	1.8
4	P25	21.2	0.7	1.5	2.1
5	P1	25.2	-2.3	-1.0	-1.4
5	P2	22.4	-0.3	3.7	1.9
5	P3	21.9	0.0	3.3	2.7
5	P4	23.3	-0.4	4.2	1.7
5	P5	21.3	0.1	4.2	2.9
5	P6	21.3	-0.5	3.9	1.1
5	P7	22.3	0.4	1.3	1.0
5	P8	22.2	0.5	3.9	2.4
5	P9	23.7	-0.2	2.4	1.0
5	P10	24.0	-0.3	2.1	0.1
5	P11	24.3	-0.3	2.1	0.2
5	P12	22.9	0.6	2.2	1.3
5	P13	23.0	0.3	2.2	2.2
5	P14	23.2	0.2	1.4	0.5
5	P15	23.1	1.0	1.8	1.9
5	P16	22.6	0.8	2.1	1.6
5	P17	23.0	-0.2	2.4	1.6
5	P18	21.2	0.1	2.6	2.7
5	P19	21.8	-0.4	0.7	1.7
5	P20	21.0	0.2	2.3	1.2
5	P21	22.0	-0.2	3.9	3.7
5	P22	22.7	0.1	2.7	2.8
5	P23	23.1	0.1	3.1	2.4
5	P24	21.4	-0.1	2.9	1.9
5	P25	21.0	0.0	3.3	1.4
6	P1	22.6	-1.0	0.4	0.1
6	P2	22.4	-1.1	1.9	1.1
6	P3	22.8	-0.2	2.8	3.6
6	P4	24.8	-1.1	0.6	-0.1
6	P5	23.9	-1.7	1.9	1.2
6	P6	21.5	-0.3	0.5	2.2
6	P7	23.2	0.5	1.0	-0.1
6	P8	22.4	0.1	1.6	1.0
6	P9	23.4	0.5	1.5	1.2
6	P10	23.4	0.7	2.3	1.5
6	P11	25.1	-0.4	0.1	-0.1
6	P12	24.0	0.7	1.0	0.5
6	P13	23.9	0.1	1.0	0.7

et4U.com

DataShee

DataSheet4U.com

www.DataSheet4U.com

Tracking Code: TC0426--0462

Part #: QFSS-052-01-H-D-PC4

Part description: High Speed Shielded Socket

6	P14	23.2	0.4	1.3	0.9
6	P15	22.9	-0.3	1.0	0.8
6	P16	23.8	0.1	1.2	0.6
6	P17	23.0	0.3	1.7	1.7
6	P18	22.3	0.0	2.0	0.9
6	P19	22.0	0.2	2.3	0.9
6	P20	23.1	-1.4	0.1	1.6
6	P21	28.4	-4.5	-1.7	-2.1
6	P22	24.5	-0.7	1.6	1.0
6	P23	23.7	-0.3	2.0	3.5
6	P24	21.5	0.2	1.0	1.8
6	P25	21.2	-0.4	1.6	2.0
7	P1	22.7	-1.1	0.2	1.6
7	P2	23.3	-1.0	0.7	2.0
7	P3	25.0	-2.0	0.2	-0.3
7	P4	24.1	-0.8	1.2	2.2
7	P5	22.1	-0.6	2.9	2.6
7	P6	23.2	-2.0	-1.2	-0.1
7	P7	23.3	0.0	0.7	0.3
7	P8	24.9	-1.8	-0.1	1.0
7	P9	24.9	-0.9	0.2	-0.1
7	P10	24.8	0.2	0.5	0.8
7	P11	26.0	-1.3	-0.9	-0.5
7	P12	26.3	-1.7	-1.7	-1.3
7	P13	25.1	-1.4	-0.2	-0.5
7	P14	23.5	0.2	2.2	1.9
7	P15	23.8	-0.4	1.3	0.6
7	P16	23.9	0.0	1.3	1.2
7	P17	23.5	0.5	1.7	1.8
7	P18	22.9	0.8	2.3	2.0
7	P19	22.7	1.0	1.9	1.7
7	P20	21.7	-0.5	0.9	2.9
7	P21	22.3	0.4	2.5	2.9
7	P22	23.6	-1.5	1.1	0.6
7	P23	24.1	-1.4	1.0	1.7
7	P24	21.3	0.5	2.4	2.8
7	P25	21.1	0.0	0.5	1.2
8	P1	23.4	-0.4	-0.7	-0.2
8	P2	22.4	1.0	0.8	1.0
8	P3	22.9	0.4	2.2	2.5
8	P4	24.4	-0.2	1.1	1.2
8	P5	22.7	-0.5	2.4	2.8
8	P6	20.9	0.1	1.0	0.6
8	P7	22.4	-0.6	2.6	2.7
8	P8	22.7	-0.6	2.5	2.8
8	P9	25.2	-1.3	1.3	1.1
8	P10	24.5	-1.0	0.8	0.7
8	P11	25.1	-1.5	0.4	0.3
8	P12	24.6	-1.2	0.8	0.7
8	P13	24.2	-1.1	0.1	0.2

et4U.com

DataShee

DataSheet4U.com

www.DataSheet4U.com

Tracking Code: TC0426--0462	Part #: QFSS-052-01-H-D-PC4
Part description: High Speed Shielded Socket	

8	P14	24.8	-1.2	0.0	0.1
8	P15	24.5	-1.3	0.0	0.1
8	P16	24.8	-1.2	0.1	0.5
8	P17	23.9	-1.0	0.6	0.9
8	P18	24.6	-1.9	0.0	1.4
8	P19	22.8	-0.5	0.9	1.0
8	P20	20.8	0.0	0.9	1.2
8	P21	22.5	0.5	2.2	2.7
8	P22	24.8	-0.9	0.8	3.0
8	P23	23.8	0.7	1.7	1.8
8	P24	22.2	0.0	1.5	3.4
8	P25	21.8	0.2	1.1	1.0

DataSheet4U.com

Tracking Code: TC0426--0462

Part #: QFSS-052-01-H-D-PC4

Part description: High Speed Shielded Socket

DATA Continued**LLCR 500 Cycle Power Contact Durability with Environmental Stressing:**

		Date	Jun. 29 2004	Jun. 30 2004	Jul. 13 2004	Aug. 02 2004
		Room Temp C	24	24	24	23
		RH	41%	45%	43%	52%
		Name	Troy Cook	Troy Cook	Troy Cook	Troy Cook
mOhm values			Actual	Delta	Delta	Delta
Board	Position		Initial	500 Cycles	Thermal	Humidity
1	P1		4.6	0.2	0.1	0.3
1	P2		4.5	-0.1	0.0	0.2
1	P3		4.6	-0.1	0.7	1.7
1	P4		4.5	0.2	0.1	0.3
1	P5		4.6	0.0	0.1	0.1
1	P6		4.6	0.1	0.1	0.3
1	P7		4.6	0.0	0.2	0.1
1	P8		4.6	-0.2	0.0	-0.1
2	P1		4.8	-0.2	-0.1	0.0
2	P2		4.8	-0.1	-0.2	-0.2
2	P3		4.5	-0.2	-0.2	-0.1
2	P4		4.6	0.0	0.0	0.0
2	P5		4.7	0.1	0.0	0.3
2	P6		4.6	0.1	0.0	0.1
2	P7		4.6	-0.1	-0.1	0.1
2	P8		4.7	0.0	0.0	0.0
3	P1		4.7	0.0	0.9	1.3
3	P2		4.6	0.1	1.4	1.6
3	P3		4.7	0.4	2.3	0.6
3	P4		4.7	0.3	0.7	1.0
3	P5		5.0	-0.2	-0.1	0.2
3	P6		4.8	-0.2	0.0	0.1
3	P7		4.9	0.1	0.3	0.4
3	P8		5.0	-0.1	-0.1	0.0
4	P1		4.7	-0.1	0.0	-0.1
4	P2		4.6	-0.4	0.0	-0.1
4	P3		4.6	0.1	0.0	-0.2
4	P4		4.8	-0.1	0.1	-0.2
4	P5		4.7	-0.2	-0.1	0.0
4	P6		4.4	-0.1	0.0	0.0
4	P7		4.5	-0.1	0.0	0.0
4	P8		4.5	-0.2	-0.1	-0.2
5	P1		4.8	0.1	0.0	0.0
5	P2		4.6	0.1	0.0	0.1
5	P3		4.6	0.0	-0.1	0.0
5	P4		4.7	-0.1	-0.1	0.0
5	P5		4.7	-0.1	-0.1	0.0
5	P6		4.8	-0.1	-0.1	0.1

et4U.com

DataShee

DataSheet4U.com

www.DataSheet4U.com

Tracking Code: TC0426--0462

Part #: QFSS-052-01-H-D-PC4

Part description: High Speed Shielded Socket

5	P7	4.6	0.0	0.2	0.1
5	P8	4.6	0.2	0.1	0.3
6	P1	4.5	0.0	0.0	-0.1
6	P2	4.6	0.1	0.0	-0.1
6	P3	4.9	0.0	0.1	0.1
6	P4	4.7	0.0	-0.1	0.0
6	P5	4.6	-0.2	-0.2	-0.1
6	P6	4.7	-0.1	0.0	0.0
6	P7	4.8	0.0	0.1	0.1
6	P8	4.8	0.0	0.1	0.0
7	P1	4.5	-0.1	-0.1	-0.1
7	P2	4.4	0.0	0.1	0.0
7	P3	4.5	-0.1	0.0	0.0
7	P4	4.5	0.0	0.2	0.1
7	P5	4.7	-0.2	0.1	-0.3
7	P6	4.6	0.0	0.2	-0.1
7	P7	4.5	0.0	0.1	-0.2
7	P8	4.7	0.1	0.2	-0.1
8	P1	4.6	0.2	-0.1	0.0
8	P2	4.8	0.1	-0.2	-0.2
8	P3	4.6	0.0	0.0	0.0
8	P4	4.8	0.0	-0.1	0.0
8	P5	4.9	-0.2	-0.1	0.1
8	P6	4.5	0.0	0.0	0.2
8	P7	4.9	0.0	-0.1	-0.1
8	P8	4.6	-0.1	0.0	0.2

et4U.com

DataShee

Tracking Code: TC0426--0462

Part #: QFSS-052-01-H-D-PC4

Part description: High Speed Shielded Socket

DATA Continued**LLCR 1000 Cycle Signal Contact Durability with Environmental Stressing:**

		Date	Jun. 28 2004	Jun. 30 2004	Jul. 14 2004	Aug. 02 2004
		Room Temp C	23	24	24	23
		RH	42%	39%	53%	53%
		Name	Troy Cook	Troy Cook	Troy Cook	Troy Cook
mOhm values			Actual	Delta	Delta	Delta
Board	Position		Initial	1000 Cycles	Thermal	Humidity
1	P1		25.1	-3.9	-3.0	-1.5
1	P2		21.0	0.1	1.7	3.1
1	P3		23.1	-0.8	0.4	1.3
1	P4		23.5	0.0	0.6	1.0
1	P5		22.1	-0.3	0.8	2.1
1	P6		21.2	0.2	1.9	3.6
1	P7		21.9	-0.6	0.1	-0.1
1	P8		22.0	-0.3	1.4	1.2
1	P9		23.7	-1.3	-0.3	-0.1
1	P10		23.1	-0.5	0.8	1.0
1	P11		23.3	-0.9	0.1	0.4
1	P12		22.7	0.2	0.8	0.6
1	P13		22.6	-0.3	0.5	1.4
1	P14		22.4	0.3	0.6	1.7
1	P15		23.0	-0.2	0.1	0.9
1	P16		22.6	-0.4	0.5	1.1
1	P17		21.9	0.3	1.0	1.4
1	P18		21.4	1.5	2.4	3.1
1	P19		21.6	0.1	1.7	1.0
1	P20		20.6	-1.5	2.9	6.2
1	P21		22.4	-0.8	0.5	-0.1
1	P22		23.4	-0.7	0.6	1.1
1	P23		22.7	-0.7	1.2	2.7
1	P24		21.1	-0.1	1.4	2.0
1	P25		21.1	0.2	1.0	2.0
2	P1		23.0	0.0	0.4	0.3
2	P2		21.7	1.0	2.5	2.6
2	P3		22.7	1.3	1.4	2.3
2	P4		23.5	0.5	0.7	5.9
2	P5		22.0	1.5	1.9	2.2
2	P6		21.2	0.1	2.6	2.8
2	P7		21.1	0.6	0.8	3.1
2	P8		21.4	0.0	1.9	2.7
2	P9		22.0	1.9	2.5	3.4
2	P10		23.5	-0.4	0.4	1.0
2	P11		23.7	0.1	0.6	0.9
2	P12		24.0	0.2	0.3	1.3
2	P13		24.0	-0.4	0.2	1.9
2	P14		24.6	-1.0	-1.0	-0.6
2	P15		24.0	-1.2	-0.4	-0.3

Tracking Code: TC0426--0462

Part #: QFSS-052-01-H-D-PC4

Part description: High Speed Shielded Socket

2	P16	24.4	-0.8	0.2	-0.5
2	P17	22.6	0.4	1.0	3.0
2	P18	21.8	-0.1	1.2	3.6
2	P19	21.2	0.8	1.4	2.6
2	P20	21.1	0.1	2.4	3.1
2	P21	22.3	1.3	1.5	9.8
2	P22	24.6	-0.8	-0.4	2.3
2	P23	24.1	-0.5	0.3	3.3
2	P24	21.4	2.1	3.9	9.5
2	P25	21.5	0.8	2.4	3.6
3	P1	22.9	-1.1	0.5	0.6
3	P2	21.6	0.2	1.3	2.8
3	P3	23.6	-0.8	0.1	0.5
3	P4	23.7	-0.7	-0.1	0.9
3	P5	21.3	0.2	1.7	6.2
3	P6	20.9	0.0	1.1	2.1
3	P7	21.0	0.9	1.2	1.8
3	P8	20.6	1.4	2.4	2.2
3	P9	23.9	-1.3	-0.6	0.5
3	P10	23.0	-0.2	0.1	0.6
3	P11	22.8	0.1	0.4	2.1
3	P12	22.7	0.2	0.3	1.4
3	P13	22.6	0.4	1.2	3.6
3	P14	22.1	0.1	0.9	1.8
3	P15	22.5	0.4	1.2	1.7
3	P16	21.8	0.3	1.2	3.5
3	P17	22.5	-0.4	1.3	2.0
3	P18	21.1	0.8	1.4	2.1
3	P19	21.2	0.8	1.0	2.2
3	P20	20.4	0.3	1.6	3.8
3	P21	21.2	0.9	2.7	4.8
3	P22	24.0	-1.2	-0.1	9.3
3	P23	22.5	0.7	1.3	2.7
3	P24	21.5	-0.1	1.5	3.1
3	P25	21.5	-0.5	0.6	1.9
4	P1	23.0	-0.9	-0.3	3.1
4	P2	21.7	0.1	1.6	4.3
4	P3	25.9	-3.4	-2.5	-2.2
4	P4	25.2	-1.9	-1.1	0.4
4	P5	22.4	0.2	3.6	7.3
4	P6	20.9	-0.1	1.1	2.7
4	P7	22.1	-0.7	0.6	0.3
4	P8	22.0	-0.9	1.2	1.3
4	P9	23.9	-1.8	0.3	-0.1
4	P10	23.3	-1.2	0.4	0.3
4	P11	24.2	-1.6	-0.9	-0.2
4	P12	23.5	-1.0	-0.2	0.4
4	P13	25.9	-1.9	-2.6	-0.9
4	P14	23.2	-0.8	-0.2	0.2
4	P15	23.3	-0.9	0.3	2.8

et4U.com

DataShee

DataSheet4U.com

www.DataSheet4U.com

Tracking Code: TC0426--0462

Part #: QFSS-052-01-H-D-PC4

Part description: High Speed Shielded Socket

4	P16	24.0	-1.4	-0.2	0.6
4	P17	23.8	-1.2	0.1	0.2
4	P18	22.4	-0.3	1.1	3.1
4	P19	22.6	-0.6	0.5	0.8
4	P20	21.2	-0.2	1.4	1.7
4	P21	22.2	0.4	3.4	3.6
4	P22	23.6	-0.4	0.9	1.8
4	P23	24.2	-1.0	0.2	0.5
4	P24	21.2	0.5	3.3	3.5
4	P25	21.2	1.6	5.2	4.6
5	P1	23.6	-1.4	-1.9	0.6
5	P2	22.1	0.3	0.5	2.5
5	P3	23.2	1.1	1.4	1.0
5	P4	23.7	0.7	2.0	1.1
5	P5	23.6	-0.9	0.0	0.0
5	P6	21.5	-0.4	0.6	1.5
5	P7	21.9	0.1	2.7	0.4
5	P8	22.3	-0.9	2.2	1.1
5	P9	22.9	0.5	1.7	0.9
5	P10	22.8	0.4	1.8	1.2
5	P11	24.1	-0.4	1.1	-0.1
5	P12	25.7	-3.3	-1.1	-1.7
5	P13	22.4	-0.1	1.9	1.0
5	P14	23.0	0.7	1.7	0.9
5	P15	23.2	0.8	2.9	1.8
5	P16	23.3	0.4	0.9	0.1
5	P17	24.7	-0.3	1.2	-0.6
5	P18	21.5	2.1	2.8	1.3
5	P19	22.3	1.9	1.2	-0.4
5	P20	20.7	0.4	1.1	2.4
5	P21	21.8	4.4	2.0	1.4
5	P22	23.4	1.0	0.9	1.8
5	P23	23.5	2.0	0.9	1.3
5	P24	21.0	0.4	1.2	3.4
5	P25	20.6	1.2	0.8	2.8
6	P1	22.6	0.8	0.6	-0.4
6	P2	20.9	0.3	1.6	1.5
6	P3	23.0	-0.6	1.4	0.7
6	P4	24.5	-1.8	1.0	0.9
6	P5	22.0	-0.8	3.0	1.2
6	P6	21.1	0.0	1.5	0.5
6	P7	21.2	2.6	1.9	2.5
6	P8	20.5	3.1	3.0	3.1
6	P9	22.5	1.6	2.4	3.3
6	P10	23.0	1.3	2.3	1.4
6	P11	23.4	0.4	2.0	1.6
6	P12	23.9	0.0	1.0	2.6
6	P13	23.3	0.3	1.9	9.8
6	P14	23.1	-0.3	0.7	0.9
6	P15	23.4	-0.7	1.0	0.1

et4U.com

DataShee

DataSheet4U.com

www.DataSheet4U.com

Tracking Code: TC0426--0462

Part #: QFSS-052-01-H-D-PC4

Part description: High Speed Shielded Socket

6	P16	22.7	0.5	1.5	0.9
6	P17	22.6	0.5	1.4	0.9
6	P18	20.7	1.7	2.4	2.6
6	P19	20.4	1.8	2.3	2.6
6	P20	20.7	0.6	1.8	1.0
6	P21	22.1	-1.1	1.4	1.3
6	P22	24.3	-0.7	0.5	0.0
6	P23	22.3	-0.3	1.6	0.6
6	P24	21.3	-0.3	3.9	2.5
6	P25	21.0	0.4	2.9	2.1
7	P1	23.1	-0.2	0.6	1.9
7	P2	21.3	2.2	3.3	4.4
7	P3	23.0	0.9	1.8	2.4
7	P4	23.3	0.0	1.6	1.9
7	P5	23.1	0.8	2.0	2.2
7	P6	21.2	1.5	2.3	2.4
7	P7	23.0	-1.4	0.1	1.2
7	P8	23.6	-1.9	-1.0	2.0
7	P9	24.2	-1.6	1.2	0.7
7	P10	23.5	-1.6	0.1	2.4
7	P11	24.4	-2.0	0.9	0.8
7	P12	24.4	-1.2	0.7	1.2
7	P13	24.3	-1.9	2.7	1.4
7	P14	24.3	-1.8	3.0	4.0
7	P15	24.8	-0.9	0.5	3.0
7	P16	24.3	-1.7	2.5	2.8
7	P17	22.5	-0.1	2.2	1.3
7	P18	22.4	-0.6	0.6	2.8
7	P19	23.3	-1.7	0.2	6.5
7	P20	20.8	2.1	3.3	2.8
7	P21	22.2	1.9	5.1	2.7
7	P22	23.1	1.7	5.2	2.8
7	P23	23.9	1.7	2.5	1.8
7	P24	21.5	3.0	3.6	2.4
7	P25	21.6	2.9	3.1	2.0
8	P1	23.5	-1.6	-0.5	-0.2
8	P2	22.2	-0.3	1.4	2.4
8	P3	24.3	-0.8	0.7	0.5
8	P4	24.6	-0.6	1.4	0.3
8	P5	22.4	-0.9	3.6	2.4
8	P6	20.8	-0.2	1.0	1.4
8	P7	22.4	0.1	1.6	1.5
8	P8	21.5	-0.6	2.7	2.5
8	P9	24.6	-1.7	0.5	-0.3
8	P10	25.7	-3.1	-0.4	-0.8
8	P11	25.1	-1.5	-0.1	-0.3
8	P12	24.4	-1.0	0.6	-0.5
8	P13	24.1	-0.6	0.2	1.1
8	P14	23.9	-0.8	1.3	1.9
8	P15	23.9	-1.2	1.1	0.8

et4U.com

DataShee

DataSheet4U.com

www.DataSheet4U.com

Tracking Code: TC0426--0462	Part #: QFSS-052-01-H-D-PC4
Part description: High Speed Shielded Socket	

8	P16	22.2	0.3	1.9	2.0
8	P17	22.7	0.0	1.4	1.5
8	P18	21.6	-0.2	2.0	3.0
8	P19	21.2	0.1	2.2	1.8
8	P20	21.1	-0.6	0.1	2.2
8	P21	21.3	0.5	2.3	2.0
8	P22	23.5	-0.1	1.2	1.4
8	P23	23.6	0.0	2.7	2.3
8	P24	21.3	0.1	3.2	2.7
8	P25	21.6	-0.4	0.1	1.1

DataSheet4U.com

Tracking Code: TC0426--0462

Part #: QFSS-052-01-H-D-PC4

Part description: High Speed Shielded Socket

DATA Continued**LLCR 1000 Cycle Power Contact Durability with Environmental Stressing:**

Date		Jun. 28 2004	Jun. 30 2004	Jul. 14 2004	Aug. 02 2004
Room Temp C		23	24	24	24
RH		39%	32%	56%	50%
Name		Troy Cook	Troy Cook	Troy Cook	Troy Cook
mOhm values		Actual	Delta	Delta	Delta
Board	Position	Initial	1000 Cycles	Thermal	Humidity
1	P1	4.7	-0.3	-0.2	-0.1
1	P2	4.3	0.0	0.0	0.0
1	P3	4.8	0.4	1.1	0.5
1	P4	4.7	0.0	0.4	0.3
1	P5	4.7	-0.5	-0.4	-0.3
1	P6	4.7	-0.2	-0.1	0.0
1	P7	4.7	-0.1	0.0	0.1
1	P8	4.7	-0.3	-0.2	-0.1
2	P1	4.5	0.0	0.3	0.4
2	P2	4.5	0.1	0.5	1.0
2	P3	4.5	0.0	0.4	0.8
2	P4	4.6	0.0	0.3	2.2
2	P5	4.6	-0.3	-0.2	1.3
2	P6	4.6	0.0	0.2	1.7
2	P7	4.4	0.2	0.5	2.0
2	P8	4.5	-0.3	-0.1	1.6
3	P1	4.5	0.1	0.2	1.1
3	P2	4.6	-0.1	0.1	0.1
3	P3	4.6	0.2	0.2	0.1
3	P4	4.6	-0.1	0.1	0.3
3	P5	4.6	0.0	-0.1	0.3
3	P6	4.5	0.3	0.3	0.5
3	P7	4.4	0.1	0.3	0.4
3	P8	4.5	0.1	0.1	0.5
4	P1	4.6	0.2	0.1	0.6
4	P2	4.5	0.0	0.1	0.6
4	P3	4.6	-0.1	0.0	0.0
4	P4	4.5	-0.1	-0.1	-0.1
4	P5	4.7	-0.1	0.1	0.2
4	P6	4.7	-0.2	-0.2	-0.1
4	P7	4.6	-0.2	-0.1	-0.1
4	P8	4.5	-0.1	0.0	-0.1
5	P1	4.7	-0.4	0.1	0.1
5	P2	4.7	-0.3	0.9	1.0
5	P3	4.6	-0.2	0.0	0.0
5	P4	4.9	-0.1	0.0	0.0
5	P5	4.7	0.2	-0.3	-0.2
5	P6	4.5	0.6	0.9	0.7
5	P7	4.8	0.6	0.7	0.5
5	P8	4.7	0.4	0.0	-0.1

et4U.com

DataShee

DataSheet4U.com

www.DataSheet4U.com

Tracking Code: TC0426--0462

Part #: QFSS-052-01-H-D-PC4

Part description: High Speed Shielded Socket

6	P1	4.9	-0.2	-0.1	-0.4
6	P2	4.7	-0.2	0.1	-0.1
6	P3	4.6	-0.1	0.6	0.6
6	P4	4.8	-0.3	0.4	0.8
6	P5	4.5	0.2	0.6	0.4
6	P6	4.5	0.0	0.5	0.6
6	P7	4.4	0.2	0.5	0.5
6	P8	4.3	0.1	0.4	0.3
7	P1	4.8	-0.1	0.0	0.0
7	P2	4.8	-0.2	-0.1	-0.2
7	P3	4.8	-0.2	1.1	0.0
7	P4	4.5	-0.1	0.0	0.1
7	P5	4.7	-0.2	0.1	0.2
7	P6	4.7	0.0	0.4	0.2
7	P7	4.9	0.0	0.3	0.2
7	P8	4.7	-0.1	0.0	0.2
8	P1	4.4	0.0	0.0	0.3
8	P2	4.5	-0.1	0.0	0.2
8	P3	4.4	-0.1	0.0	0.4
8	P4	4.6	-0.1	-0.1	0.3
8	P5	4.5	0.2	0.4	0.6
8	P6	4.6	0.0	0.0	0.5
8	P7	4.6	-0.1	0.1	0.9
8	P8	4.7	-0.2	0.1	0.3

DataSheet4U.com

Tracking Code: TC0426--0462

Part #: QFSS-052-01-H-D-PC4

Part description: High Speed Shielded Socket

EQUIPMENT AND CALIBRATION SCHEDULES**Equipment #:** THL-02**Description:** Temperature/Humidity Chart Recorder**Manufacturer:** Dickson**Model:** THDX**Serial #:** 00120351**Accuracy:** Temp: +/- 1C; Humidity: +/-2% RH (0 - 60%) +/- 3% RH (61 - 95%).

... Last Cal: 6/02/04, Next Cal: 6/02/05

Equipment #: MO-01**Description:** Micro-Ohmeter**Manufacturer:** Keithley**Model:** 580**Serial #:** 0772740**Accuracy:** See Manual

... Last Cal: 6/12/03, Next Cal: 6/12/04

Equipment #: MO-03**Description:** Multimeter /Data Acquisition System**Manufacturer:** Keithley**Model:** 2700**Serial #:** 0791975**Accuracy:** See Manual

... Last Cal: 6/12/03, Next Cal: 6/12/04

Equipment #: TCT-03**Description:** Dillon Quantrol TC2 Test Stand**Manufacturer:** Dillon Quantrol**Model:** TC2**Serial #:** 02-1033-03**Accuracy:** Speed Accuracy: +/- 5% of indicated speed; Displacement: +/- 5 micrometers.

... Last Cal: 6/12/03, Next Cal: 6/12/04

Equipment #: LC-2500N(icell)**Description:** 2500 N Load Cell for Dillon Quantrol**Manufacturer:** Dillon Quantrol**Model:** icell**Serial #:** 01-0132-01**Accuracy:** .10% of capacity

... Last Cal: 4/27/04, Next Cal: 4/27/05

Equipment #: OV-03**Description:** Cascade Tek Forced Air Oven**Manufacturer:** Cascade Tek**Model:** TFO-5**Serial #:** 0500100**Accuracy:** Temp. Stability: +/- .1C/C change in ambient

... Last Cal: 6/20/03, Next Cal: 6/30/04

www.DataSheet4U.com

Tracking Code: TC0426--0462	Part #: QFSS-052-01-H-D-PC4
Part description: High Speed Shielded Socket	

Equipment #: THC-01

Description: Temperature/Humidity Chamber

Manufacturer: Thermotron

Model: SM-8-7800

Serial #: 30676

Accuracy: See Manual See Manual

... Last Cal: 4/22/2004, Next Cal: 5/22/2005

Equipment #: TCT-01

Description: Test Stand

Manufacturer: Chatillon

Model: TCD-1000

Serial #: 05 23 00 02

Accuracy: Speed Accuracy: +/-5% of max speed; Displacement: +/- .5% or +/- .005, whichever is greater.

... Last Cal: 6/04/04, Next Cal: 6/04/05

Equipment #: LC-1000

Description: Chatillon 1000 Lb Load Cell

Manufacturer: Chatillon

Model: Remote-1000

Serial #: F32799

Accuracy: +/- 0.3% of Full Scale +/- 1 LSC

... Last Cal: 6/17/04, Next Cal: 6/17/05

DataSheet4U.com